

INSPIRATION

BEAUTIFULLY CRAFTED



Photo © VanceFox.com, Jim Morrison Construction



SIERRA
PACIFIC
WINDOWS

WE'RE UNLIKE ANY OTHER WINDOW COMPANY IN THE WORLD.

Sierra Pacific Windows is part of Sierra Pacific Industries, the largest millwork producer and one of the largest lumber companies in the U.S. This allows us to build windows and doors with a vertically integrated manufacturing process that leaves nothing to chance.

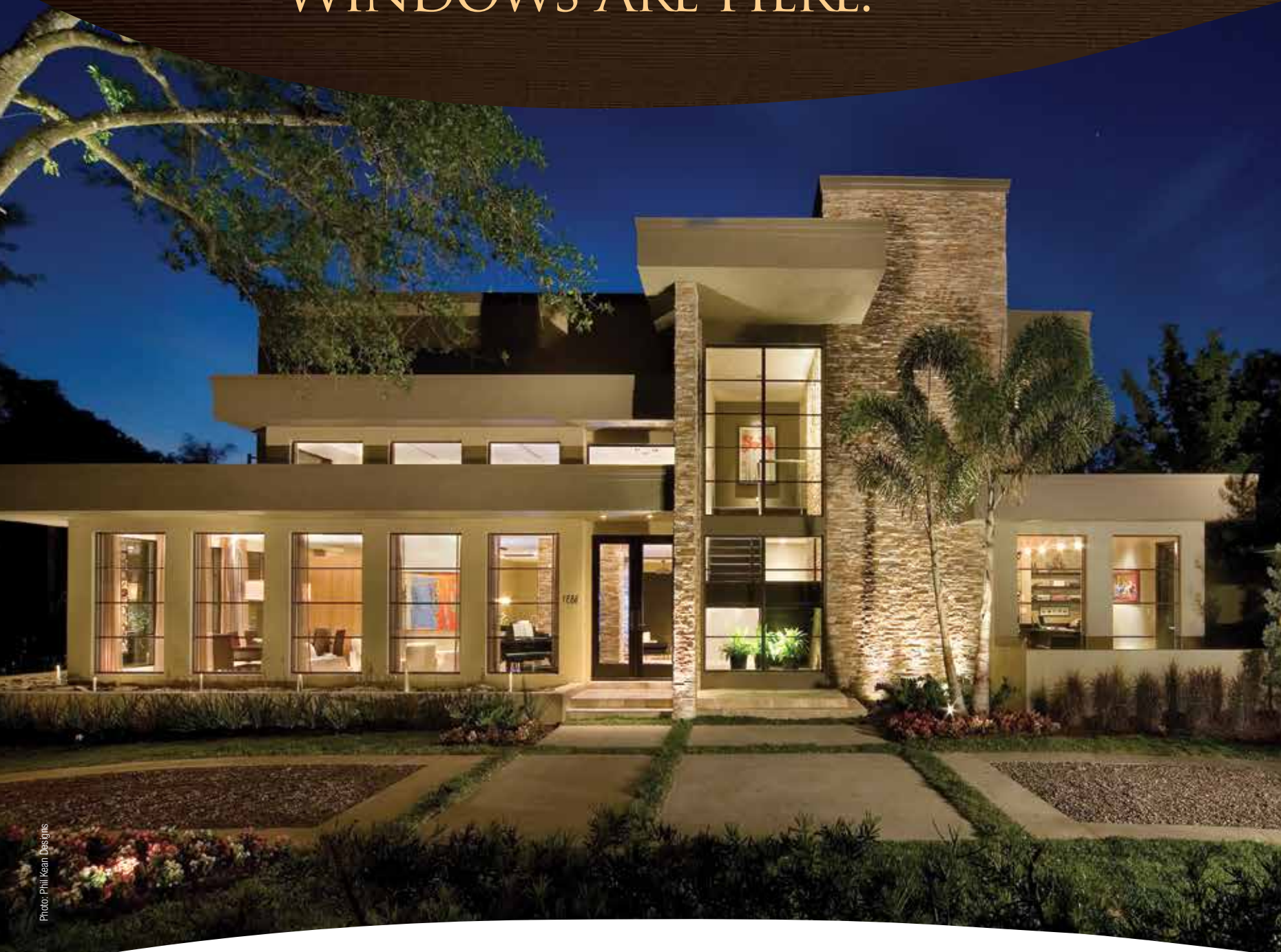
What's more, 600 dealers, distributors and company stores throughout the country, and three manufacturing plants strategically located in California and Wisconsin, ensure unwavering service and order delivery where and when you need it.

Take your time exploring how craftsmanship without compromise leads to world-class windows and patio doors that will fit your next project beautifully for years to come.

Your new windows are here.....	4
Four basic window choices.....	6
Aluminum clad windows.....	8
All-wood windows.....	10
The natural beauty of wood.....	12
Cladding & color choices.....	14
Designer hardware.....	16
Simulated divided lites & grilles.....	18
Decorative glass & screens.....	20
Spotless factory finish.....	21
High performance glazing options.....	22
CoreGuard Plus™ wood treatment.....	24
Casement windows.....	26
Awning windows.....	28
Single & double hung windows.....	30
Monument single & double hung windows.....	32
Monument horizontal sliding windows.....	34
Bay & bow windows.....	36
Swinging patio doors.....	38
Sliding patio doors.....	40
Specialty doors & windows.....	42
Transoms, sidelites & other geometric shapes.....	44
H3 windows.....	46
Feelsafe hurricane-resistant windows and doors.....	48
Architectural wall systems.....	50
Light commercial.....	52
Transcend replacement windows and patio doors.....	54
Vinyl windows and doors.....	56
Transoms, sidelites and other geometric shapes.....	58
Our environmental commitment.....	60
Vertical integration chart.....	63
Warranty.....	63

PRODUCTS SHOWN IN THIS BROCHURE ARE FROM
OUR WISCONSIN MANUFACTURING FACILITY.

YOUR NEW WINDOWS ARE HERE.



Sierra Pacific windows and doors come in every operating style you could wish for, plus all the options you could imagine—energy-efficient glazing, select woods, designer hardware, and a near-endless selection of colors, grilles and finishing touches.

You'll find everything and anything you're looking for, plus the superior performance you demand.



Casement Window



Double Hung Window



Single Hung Window



Awning Window



Horizontal Sliding Window



Bay or Bow Window



Swinging Patio Door



Sliding Patio Door



Geometric Shape Window



FOUR BASIC CHOICES. ONE STANDARD OF CRAFTSMANSHIP.



ALUMINUM CLAD WOOD

Beautiful wood inside. Weatherproof, low maintenance, aluminum cladding outside. It's the perfect combination. Our wood is select pine, or you can upgrade to one of eight other species. Our double thick cladding comes in every color you can think of. See pages 8-9.

ALL-WOOD

For truly distinctive homes, you can't beat the timeless elegance of all-wood windows and patio doors. Like all our products, long-term durability is ensured by CoreGuard Plus™, the wood treatment proven in rain forest testing. See pages 10-11.

H3®

When we introduced the H3, it was "The most innovative window of the year." It features advanced energy efficiency and superior quality. With its inventive Fusion Technology™, the H3 integrates three components (extruded aluminum, vinyl and solid wood) into one perfect window. See pages 46-47.

FEELSAFE™

Our hurricane-resistant windows. FeelSafe windows and patio doors feature high-strength, shatter-resistant glass, plus "extreme" engineering and construction. They stand up to the fiercest storm and the most determined burglar. See pages 48-49.

THE ENDURING SUPERIORITY OF OUR ALUMINUM CLAD WOOD WINDOWS.

Our heavy duty extruded aluminum cladding is at least twice as thick as competitors' roll-form cladding.

Exterior is fully encased in weatherproof, low maintenance, aluminum cladding.

Unlimited color choices in powder coat for extreme durability. Anodized finishes also available.

Dual or triple panes, plus decorative glass options.

Designer hardware in as many as eleven finishes.

Thirteen interior trim profiles.

Choose from nine select species of interior wood.

Wood interior for natural beauty & insulation.

Available in our custom-made premium line, our high-tech H3, and our hurricane-resistant FeelSafe.

Protected to the very core by our CoreGuard Plus™ wood treatment.

Available with simulated divided lites or a variety of decorative grilles.

Optional stained or painted interior factory finish.

Available in multiple glazing choices, including today's leading edge options.



THE BEAUTY & PERFORMANCE OF ALL-WOOD WINDOWS.



For a truly distinctive home, you can't beat the timeless elegance and superb energy efficiency of all-wood windows.

Protected to the very core by our rainforest-proven CoreGuard Plus™ wood treatment.

Custom made, by hand, to your exact specifications.

Choose from select species of interior or exterior wood.

Historical beauty enhanced with advanced technology.

Designer hardware in as many as eleven finishes.

Dual or triple panes, plus decorative glass options.

Standard pine exteriors are available primed or natural.



Wood interior for natural beauty & insulation.

Thirteen interior trim profiles.

Available in multiple glazing choices, including today's leading edge options.

Optional stained or painted interior factory finish using advanced materials & equipment.



WARM EVERY ROOM WITH THE NATURAL BEAUTY OF WOOD.

Maple

Alder

Mahogany

Cherry

Douglas Fir

Red Oak

Walnut

White Oak

Pine



ROSETTES.
Available in 2.5" or
3.5" sizes in matching
wood species.

In a perfect world, your windows would match your cabinets perfectly. So, whether it's your den or your kitchen, or throughout the whole house, Sierra Pacific lets you choose from nine beautiful woods, or any other workable species, for your windows, patio doors and trim.



Prairie
Shown in pine
3-1/2" wide



Tradesman
Shown in oak
3-1/2" wide



Tradesman II
Shown in pine
3-1/2" wide



Craftsman
Shown in oak
3-1/2" wide



Continental
Shown in oak
3-1/2" wide



Colonial
Shown in oak
3-1/2" wide



Regal
Shown in pine
3-1/2" wide



Provincial
Shown in oak
3-1/2" wide



Tudor
Shown in pine
3-1/2" wide



Heritage
Shown in oak
2-3/4" wide



Heritage II
Shown in pine
2-3/4" wide



Traditional
Shown in pine
2-1/4" wide



Contemporary
Shown in pine
2-1/4" wide

Printing limits our ability to show colors precisely. See your local representative for actual wood samples. Wood is a natural material with character, color and grain patterns with varying densities.



COLORS INSPIRED BY NATURE, DESIGNED TO LAST.

The exteriors of our clad windows are fully encased in low maintenance, heavy-duty, extruded aluminum. Ours is at least twice as thick as roll-form cladding.

What's more, our finishing process leads the industry in durability and environmental safety. Non-hazardous AAMA 2604 and 2605 powder-coatings have the color retention, surface hardness and scratch resistance necessary to withstand even the harshest conditions.

As for colors? Nobody gives you more choices than Sierra Pacific. 75 colors and some sensational textures allow you to add warmth, a splash of cheerfulness or a new statement to your designs. We'll also custom match any color you choose.



Shown in dark bronze and medium bronze anodized cladding with Ovalo trim.

EXTERIOR TRIM PROFILES. (Sizes are nominal.)



EXTERIOR CLAD FINISHES COLOR STAY™ COLLECTION

White 001	Ⓥ Linen 032	French Linen 112	Morning Dove Gray 113	Colonial White 313	Sandstone 003	Beige 335
Tan 043	Ⓥ Gull Gray 007	Ⓥ Seawolf 044	Fashion Gray 111	Slate Gray 045	Ⓥ Battleship Gray 321	TW Black 061
Ⓥ Black Sable 060	Slate Blue 008	Light Blue 046	Ⓥ Steel Blue 114	Aqua Mist 115	Hampton Blue 323	Sage Green 005
Teal 047	Hemlock Green 048	Patina Green 051	Forest Green 049	Evergreen 009	Green 004	Ⓥ Hartford Green 050
Moss 031	Ⓥ Greek Olive 081	Terra Cotta 053	Ⓥ Clay 026	ICI Brown 056	Ⓥ Colonial Red 054	Harvest Cranberry 010
Burgundy 055	Deep Plum 116	Deep Taupe 077	Ⓥ Antique Bronze 057	TW Brown 058	Ⓥ Bahama Brown 309	Regal Brown 059
Brown 002	Ⓥ Bronze 024	Ⓥ Black 023				

TEXTURED COLLECTION

Peppered Steel 110	Sift Espresso 097	Mocha 098
Cajun Spice 099	Pesto 100	Available AAMA 2604 powder coat only.

WEATHERED COLLECTION

Weathered Café Royale 104	Weathered Cocoa 105	Weathered Brown 034
Weathered Bronze 078	Weathered Clay 075	Weathered Red Pepper 106
Weathered Rust 076	Weathered Basil 107	

INDUSTRIAL COLLECTION

Medium Bronze Industrial 101	Dark Bronze Industrial 102
------------------------------	----------------------------

PEARL METALLIC COLLECTION

El Cajon Silver 068	Platinum 067	Light Bronze Pearl 069
Medium Bronze Pearl 070	Dark Bronze Pearl 071	

METALLIC COLLECTION

Alpine Silver 062	Metallic Champagne 063	Bronze Classic 064
Classic Copper 088	Copper Penny 065	

ANODIZED COLLECTION

Clear Anodized 103/332	Medium Bronze Anodized 096/307	Dark Bronze Anodized 095/306
Black Anodized 117/353	Copper Anodized 352	


Ⓥ Colors available in vinyl
Printing limits our ability to show colors precisely.
See your local representative for actual cladding samples.

DESIGNER HARDWARE THAT FITS YOUR HANDS AS WELL AS YOUR DÉCOR.



We offer a stylish selection of superbly engineered, beautifully finished handles and locking mechanisms. Each one is specifically designed to complement our windows and patio doors.

With as many as 11 finishes to choose from, you'll be able to match your décor perfectly.



Our contemporary Encore handle folds out of the way of your window treatments.



Our swinging patio doors come with the security of 3-point locking.

Printing limits our ability to show colors precisely. See your local representative for actual finish samples. All finishes not available on every product.

TURN BASIC INTO BOASTFUL.

Here's how to make our windows uniquely yours. Personalize them with the classic charm of our wood grilles. Add the authentic styling of our updated divided lites. Or you might choose to warm your dining room with our leaded or stained glass windows.

SIMULATED DIVIDED LITE

Our simulated divided lites give you the classic appeal of traditional true divided lites, but without the energy loss caused by individual glass panes. Extruded aluminum outside, natural wood inside, and optional spacers between the glass. Also available in all-wood version.



REMOVABLE WOOD GRILLE

Our removable wood grille is the affordable, convenient alternative to divided lites. Simply pop out the grille, wash the window, and pop it back in. Available as full surround in select pine or optional wood species.



GRILLES BETWEEN THE GLASS


We seal the grille between the panes of glass, so you get the visual appeal you want without the grille ever getting in your way.



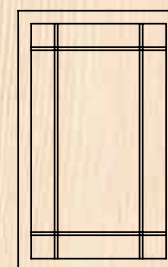
Grilles between the glass come in your choice of profiles: 11/16" or 1" contour or 5/8" flat. Two-tone grilles also available.

GRILLE CONFIGURATIONS.

Your grilles can be as traditional or as unique as you choose. Our standard configurations include rectangular and Prairie. But with our custom configurations, we're ready to transform your inspiration into reality.



Equal



Prairie



Bronze spacer option shown.

Grille profiles

Putty 5/8"



Putty 7/8"



Putty 1"



5/8"



7/8"



1"



1-1/4"



2"



Simulated divided lite



Wood grille





IMPROVE ANY VIEW.

We offer multiple decorative glass styles to help you create unique window designs, filter harsh sunlight or enhance privacy and security. From fancy to simple, formal to casual, each has its own personality and lends its own character to your décor.

For the optimum in one-of-a-kind, custom designed windows, consider our leaded or stained glass. Your options are limitless. We'll work with you to handcraft anything your mind can imagine.



Gluechip



Spraylite



Standard Obscure



Rain



Narrow Reed



Satin Etch



White Laminated



Beveled Edge



V-Groove

Also available: gray or bronze tinted glass.

Our standard screen or optional wood-wrapped screen for casements and awnings.




A SPOTLESS FACTORY FINISH.

Nothing beats a factory finish applied with state-of-the-art equipment under rigorously controlled, ultra-clean conditions. Sierra Pacific gives you two premium options: Ultra Stain and Ultra Coat.

Ultra Stain is an advanced water-based, four-step process that brings out all the beauty of your wood interior while emitting nearly zero VOC's. Ultra Coat uses a unique, specially formulated, two-part catalyzed polyurethane paint.

Both factory finishes are so tough, they resist scratching and marring, and so superior, they provide advanced protection against moisture.



White

Black

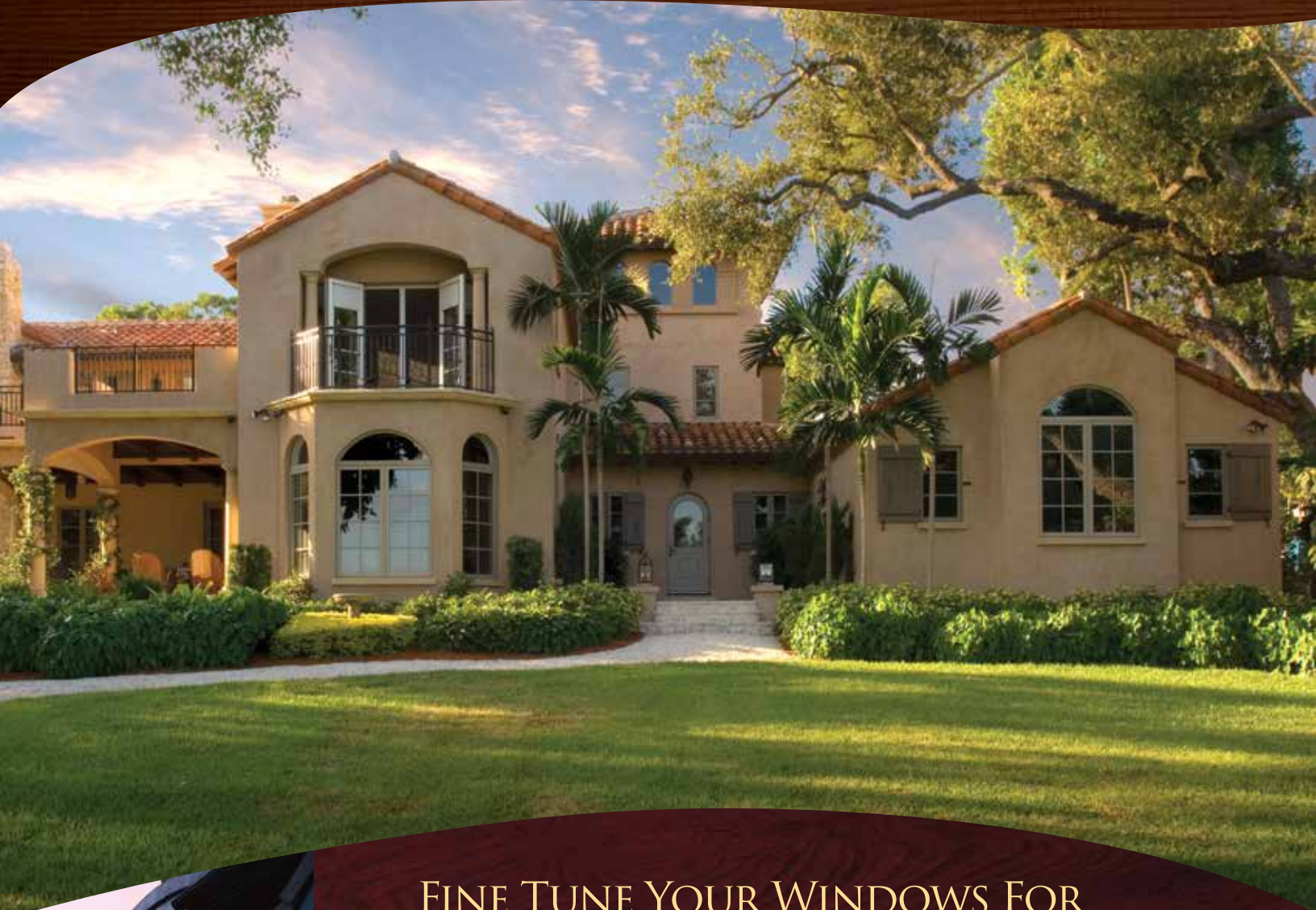
Clear

Espresso

Toffee



HIGH PERFORMANCE GLAZING OPTIONS.



FINE TUNE YOUR WINDOWS FOR OPTIMAL PERFORMANCE.

What's the best glazing for your windows and patio doors?

Obviously, what's best for a freezing northern winter is not necessarily right for a hot southern summer. We have the answer. With one of the broadest selections of glazing options in the window industry, Sierra Pacific lets you choose exactly the right performance glass for your exact weather and environmental conditions.

You can choose glazing to improve your energy efficiency and lower your energy bills. You can capture the sun's heat, or reflect it. You can also reduce outside noise, block the sun's damaging UV rays, or even enhance your privacy.



Low-E 366



Cardinal's triple layer silver product for superior performance. 95% UV protection. Solar heat gain coefficient of 0.27.* Also available with Preserve® protective film or with Preserve and Neat® coating for a naturally cleaner glass when selecting XL Edge Spacer.

Low-E 366 with i89 Coating**



The same superior performance as regular Low-E 366 (above), but with the addition of i89 coating on the interior surface to increase insulating value and reduce solar heat gain. Meets even the most extreme requirements in the majority of the Canadian Energy Star zones. Also available with Preserve® protective film or with Preserve and Neat® coating for a naturally cleaner glass when selecting XL Edge Spacer.

Low-E 340



Cardinal's newest glazing innovation. It has an amazingly low 0.18* solar heat gain coefficient to keep out the heat even in the blazing sun. Slightly tinted. Blocks 98% of UV rays. Less heat gain when it's hot, less heat loss when it's cold, and the best glare control under the sun. Also available with Preserve® protective film or with Preserve and Neat® coating for a naturally cleaner glass when selecting XL Edge Spacer.

Low-E 180 Passive Solar



A very high (0.70*) coefficient for capturing solar heat gain. Ideal for reducing your heating bills in colder climates. Superior insulation value blocks cold and keeps in the heat. Also available with Preserve® protective film or with Preserve and Neat® coating for a naturally cleaner glass when selecting XL Edge Spacer.

Low-E 180 Passive Solar with i89 Coating**



The same superior performance as regular Low-E 180 (above), but with the addition of i89 coating on the interior surface to increase insulating value. Meets even the most extreme requirements in the majority of the Canadian Energy Star zones. Also available with Preserve® protective film or with Preserve and Neat® coating for a naturally cleaner glass when selecting XL Edge Spacer.

Dual Pane Low-E



Insulated for improved energy efficiency. Single surface low-E coating to reduce solar heat gain and block UV rays.

Triple Pane Low-E



Available in a variety of Low-E coating combinations for superior insulation and energy performance.

Insulated Glass



For moderate climates. Basic glazing with basic performance.

Sound Control



Reduces outside noise by as much as 50% while blocking 99% of damaging UV rays. Laminated for shatter resistance. Available insulated or non-insulated.

FeelSafe® Insulated Low-E with or without Sea Turtle Glazing



Protect your home and our sea turtle population. FeelSafe windows and patio doors are engineered inside and out to resist hurricane-force winds, pounding rain, wind-borne debris, and rapid pressure changes that could implode your home or literally blow off the roof. Available in low-E, low-E 366 or low-E 340.

FeelSafe® Laminated with or without Sea Turtle Glazing



For moderate climates, our non-insulated, shatter-resistant FeelSafe glass provides the utmost security—whether your concern is severe storms or intruders. Also available in low-E 366 or low-E 340.

* All values shown are center of glass. ** Interior surface coatings, also known as surface #4, are applied to the interior (room-side surface) of a dual pane IG unit, resulting in improved thermal performance and lower heating costs. Because the coating reflects heat back into the room, the room-side pane of glass will be slightly colder in winter, causing a higher potential for interior condensation.

REJECT MOISTURE AND INSECTS WHILE RESPECTING OUR ENVIRONMENT.



Photo: © ianefox.com, Jim Michsen Construction and Melon Architecture and Engineering

Sierra Pacific wood windows and doors are protected by CoreGuard Plus™ wood treatment, a patented process that, when needed, penetrates wood right to the core to repel water, so our windows and patio doors are less likely to warp or swell and have superior dimensional stability.

In addition, CoreGuard Plus contains fungicides and insecticides to deeply protect all wood species from pests and rotting. Amazingly, this strong protection comes from a naturally organic, water-based treatment with nearly zero VOC's, which helps us maintain our strict environmental stewardship.

To ensure CoreGuard Plus effectiveness, sections of our windows undergo harsh testing in a Hawaiian rainforest that mimics decades of typical residential exposure. No wonder we have the confidence to offer one of the strongest wood rot warranties in the industry.



CASEMENT WINDOWS




For top-to-bottom, unobstructed views and wide-open ventilation, you can't beat Sierra Pacific casement windows. They come with our Encore handle that folds out when you need it, but stays out of the way of window treatments. Our casements swing open a full 90 degrees for ease of cleaning.

The clean lines and smooth operation of our casement windows make them a favorite across the country. Combine them with other fixed or operable Sierra Pacific windows to create a true room with a view.



Other casement styles.



French Casement
(Aluminum Clad Only)



Arched Casement
(Aluminum Clad & All-wood)



Springline Casement
(Aluminum Clad & All-wood)

Encore folding handle



PUSH OUT CASEMENT

With a simple turn of its lever and a gentle push, our new push out casement swings wide open. Stainless steel friction hinges hold it in place. Available with two screen options—a historical hinged version, or our advanced, disappearing roll down model. Available in aluminum clad or all-wood.



Coppertone



Champagne
(standard)



Brushed
Nickel



Brushed
Chrome




Bronze



Polished
Chrome



White



Antique
Brass



Bright
Brass



Oil-Rubbed
Bronze-FB



Matte
Black

AWNING WINDOWS




Like all our products, Sierra Pacific awning windows are custom made, by hand, to your exact specifications. We think you'll notice the difference in how they look and how they perform.

Awning windows are a great choice when you want the fresh air of an open window even if it's raining. Our awning windows are commonly used alone or combined underneath a large picture window to provide ventilation.



Encore folding handle




SINGLE AND DOUBLE HUNG WINDOWS



We've updated this classic window design and turned it into an efficient, high performance product. Our single hung version features a fixed top sash and an easy-tilt bottom. On the double hung, both sash tilt in for easy cleaning.

They're a piece of artwork all by themselves. But when configured with other Sierra Pacific windows, they can turn an ordinary wall into an extraordinary vision.



Our single and double hung windows have a low maintenance clad exterior and a beautiful wood interior. Our concealed wood jambliner is a big upgrade over other manufacturers' vinyl version. Our double hung is also available in all-wood.



Standard lock.



Optional sash lift handle.

- Champagne (standard)
- White
- Bright Brass
- Bronze
- Brushed Chrome
- Oil-Rubbed Bronze-FB
- Matte Black

SINGLE & DOUBLE HUNG WINDOWS



Our Monument single & double hung windows are designed and built for architectural and light commercial applications. True, they have superior structural performance, but it's their fine craftsmanship and attention to detail that homeowners appreciate.

With no unsightly jamb liners inside or out, Monument single & double hung windows frame your view with the natural beauty of real wood. They're ideal for historic renovations, but come in a wide assortment of options to fit any home style.



Monument single and double hung windows feature single or dual locks to ensure a secure, energy-efficient seal. Sash remove completely for safe, easy cleaning.

Monument hardware is available in these six beautiful finishes.



Oil-Rubbed Bronze-FB



Nickel Bronze



Antique Brass



Burnished Brass



White



Matte Black

Optional finger lifts



Other Monument styles.



Arched
Single or Double Hung



Springline
Single Hung

HORIZONTAL SLIDING WINDOWS



For a more unique style and a slightly more contemporary look than a traditional double hung window, try a slider. For added design flexibility, ours are available with two lites or three.

Horizontal sliding windows are a good alternative for locations where you don't want the sash of a casement or awning window sticking out in the way—on your deck, perhaps. But that's merely a practical reason for choosing them. Many people simply prefer the clean lines and smooth, gliding operation of our sliding windows.



Oil-Rubbed Bronze-FB



Nickel Bronze



Antique Brass



Burnished Brass



White



Matte Black

BAY AND BOW WINDOWS

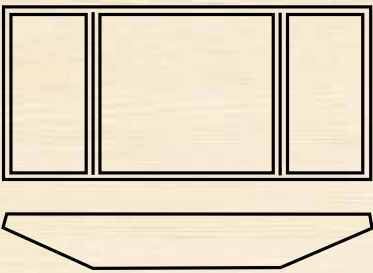


Our bay and bow windows not only add character to your design. They also make a room feel larger. And, with their multi-pane configuration, they create the feeling that the great outdoors is actually part of the room.

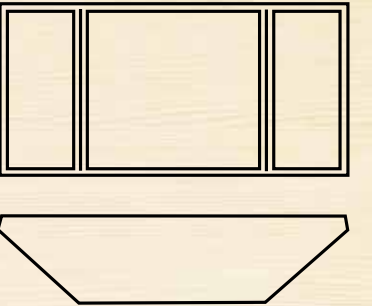


A bay usually consists of a large fixed window between two casement or double hung units.

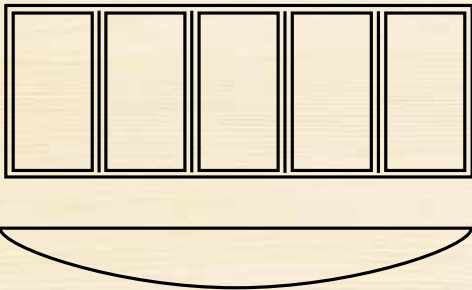
30° Angle Bay



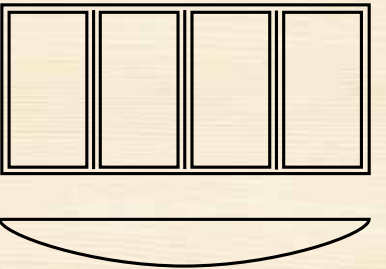
45° Angle Bay



Bow window configuration



Bow window configuration



A bow consists of several casements or double hung units mulled together, creating a smooth arc or bow.

SWINGING PATIO DOORS




We offer you every choice you can imagine in our patio doors. You can choose doors that swing in or swing out. You can make both doors operable, or just one. And, of course, we offer you multiple choices of interior wood, hardware, glazing and grilles. But best of all, all our patio doors come with the same attention to detail and innovative engineering you've come to expect from Sierra Pacific.



Aluminum Clad Wood & All-Wood



Arched inswing and outswing also available.



SLIDING PATIO DOORS



Slide open a Sierra Pacific patio door and discover the meaning of the term "smooth as silk."

The all-natural, all-wood interior is visually free of any man-made components—to satisfy a real perfectionist. A sliding patio door is a great space-saving option compared to an inswing version. Available as a standard or French sliding patio door.

Coastal builders should be especially interested because our French patio door is available with shatter-resistant FeelSafe glass, built to withstand hurricane conditions.



Aluminum Clad Wood & All-Wood



Two-point locking (standard)



Optional footbolt. Available in matching finish.



Champagne (standard)



Antique Brass



Bright Brass



White




Polished Chrome



Brushed Chrome



Oil-Rubbed Bronze-FB



Satin Nickel PVD



Matte Black



FeelSafe



Optional footbolt

Two-point locking (standard)



SPECIALTY DOORS & WINDOWS



Open wide and say "Wow!"

Our specialty doors and windows glide wide open to create unobstructed views and transform living space. Our Lift & Slide Door System uses a roller system that lifts the door to roll easily, then lowers the panel to lock in place for an incredible seal against the elements.

Our bi-fold panels stack against the wall, while our multi-slide panels glide completely into the wall and disappear. Amazingly, they can even go around a corner.

Available with a wide range of sizes and configurations up to 23 feet wide, our specialty products have nearly limitless applications for both residential and commercial projects.

Bi-folds are available in low-maintenance aluminum clad or all-wood exteriors. Multi-slides and Lift & Slides feature our aluminum clad exterior.




TRANSOMS, SIDELITES & OTHER GEOMETRIC SHAPES



Unique window shapes give your home a one-of-a-kind individuality. Add an arched expanse of glass that seems to light up an entire home. Or a large picture window topped by a half circle. Or transoms stretching from wall to wall above a bank of patio doors.

Our geometric shape windows can be used alone, or combined with our operating windows and patio doors to make a truly custom statement.



Sierra Pacific special shape window with white oak exterior.

UPGRADE YOUR EXPECTATIONS, NOT YOUR BUDGET.



Photo: Eli's Lens Photography



When we introduced our advanced H3 window, Window & Door magazine named it “the most innovative window of the year.” Since then, we’ve made it even better.

At the core of the H3 is our patented Fusion Technology™. It integrates three perfect materials—extruded aluminum, vinyl and solid wood—into one perfect window. This unique fusion results in improved durability and performance, noticeably enhanced aesthetics, an extreme seal, and easier installation.

The H3 is available in an option-rich, easy-tilt double hung, as well as casement, awning, picture windows and horizontal sliders.

The H3 is the smart choice for new construction or replacement. For more information, ask for our H3 catalog.



Photo: Eli's Lens Photography



H3 DOUBLE HUNG H3 CASEMENT H3 HORIZONTAL SLIDER H3 AWNING



Photo: Eli's Lens Photography

STORM SHUTTERS HAVE MET THEIR MATCH.



FeelSafe Casement



FeelSafe Awning



FeelSafe Single Hung & Double Hung



FeelSafe Outswing Patio Doors



FeelSafe Sliding Patio Doors



FeelSafe Geometric Shapes, Transoms

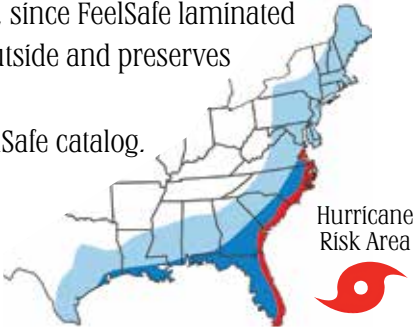


If you're building or remodeling in a hurricane area, you need to feel safe. FeelSafe windows and patio doors are engineered inside and out to meet some of the highest wind, water and structural performance ratings of any window or door in the United States.

While traditional glass will shatter into thousands of pieces on impact, FeelSafe's layered laminated glass remains intact. It dramatically reduces the risk of injury to you and your family, while protecting everything inside your home from severe wind and water damage. (Available in insulated and non-insulated.)

Yet there's another danger that's even worse. In a hurricane, the atmospheric pressure outside your home varies significantly from the pressure inside. If one window bursts, the outside pressure rushes in—potentially blowing the roof off your home or taking it all down. However, since FeelSafe laminated glass remains intact, it keeps the storm outside and preserves your building envelope.

For more information, ask for our FeelSafe catalog.



NEW ARCHITECTURAL WALL SYSTEMS.

Photo: Unique Angles Photography



Photo: Unique Angles Photography

THE FUTURE IS WIDE OPEN.

Current residential and commercial trends include expansive use of glass, clean straight lines, and transparency between indoor and outdoor living.

Sierra Pacific introduces our structural, architectural wall systems. They feature all-wood interiors and extruded aluminum exteriors. These engineered wall systems can incorporate doors, and even structural corner units.

Unlike curtain walls, our new architectural wall systems use laminated wood beams. They look beautiful, and provide so much load bearing structural integrity that you can actually eliminate steel beams in some cases.

We have experienced architectural consultants to collaborate with architects across the country from inspiration to completion.

Photo: Jeremy Bittermann



Photo: Jeremy Bittermann



LIGHT COMMERCIAL WAS NEVER SO BEAUTIFUL.



Our light commercial products offer a combination of historic styling and contemporary engineering. They frame any view with sleek, natural, all-wood beauty.

Whether your next project is new construction, renovation or remodeling, you'll find what you're looking for in the Sierra Pacific lineup. If not, we'll gladly custom build to your exact specifications.

And to help your vision come to life, our growing network of Architectural Consultants will give you direct access to specifications, engineering and additional design needs.



ARCHITECTURAL SERVICES GROUP

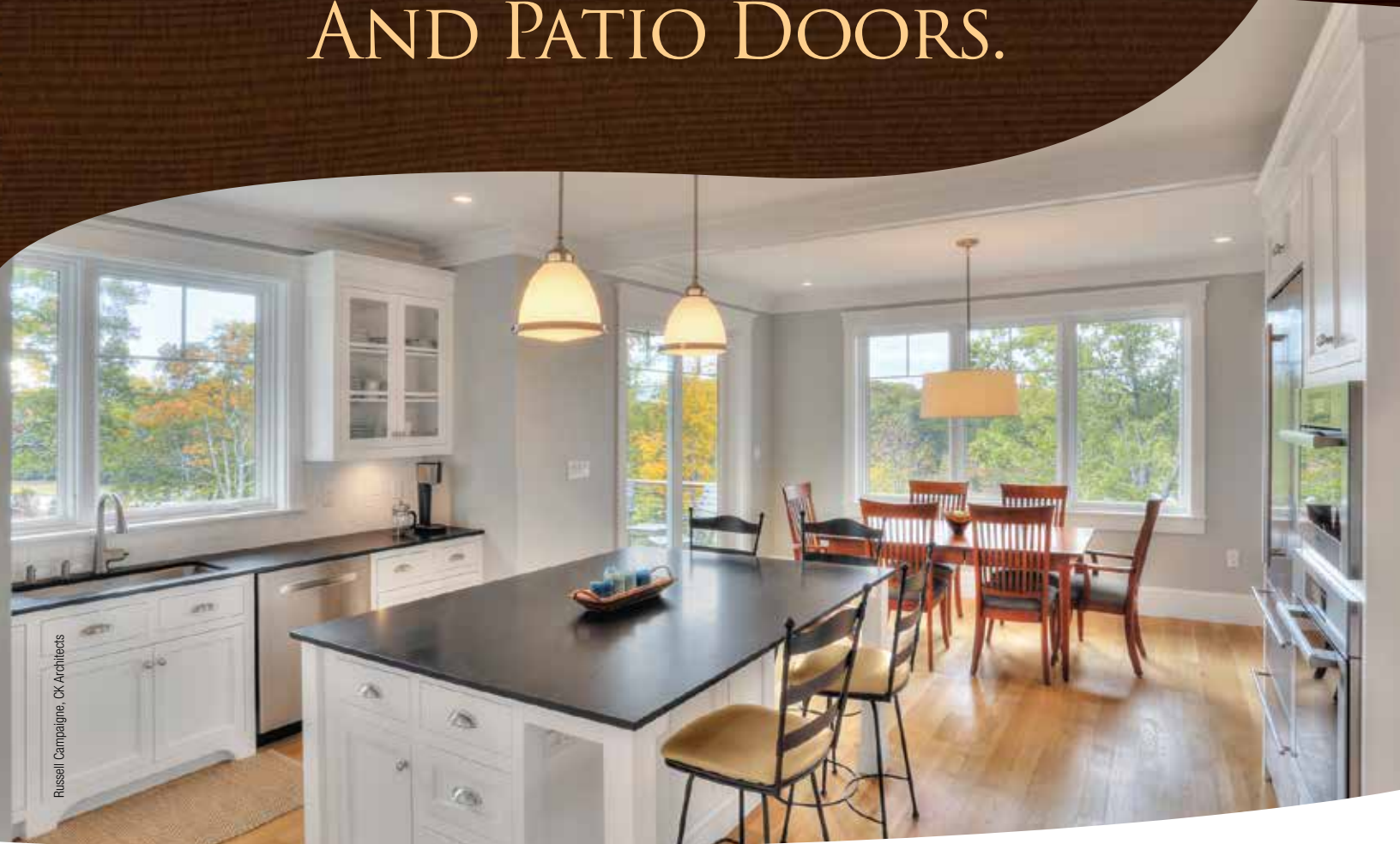
Every commercial construction job presents unique and diverse challenges. Along with our company stores and dealers, our Architectural Services Group can be a valuable resource in ensuring your project's success.

Our approach is personal and solutions-driven. We'll work with you as a team, presenting custom options, and consulting on shop drawings and CAD plans.

The center photos and bottom right photo courtesy of architects, JRA Architects, Louisville, KY.

REPLACEMENT WINDOWS AND PATIO DOORS.

TRANSCEND®



Our Transcend lineup is perfect for replacements, renovations, remodeling or rebuilding. While most replacement windows come in very limited sizes, styles and options, Transcend offers nearly unlimited choices and flexibility. So you can match your existing décor, or redo any room with the look you've always wanted.

Your Sierra Pacific representative has the professionals who make window replacement easy. They'll do everything—the measuring, the ordering, the installation and, of course, the clean up. They can replace your windows without even making a mark on your wallpaper. Or they can transform a worn out little double hung into a room-brightening patio door.

For more information, ask for our Transcend catalog.



FINALLY, VINYL WINDOWS WITH SIERRA PACIFIC DNA.



Our vinyl windows and patio doors are proof that high quality and high performance don't have to be high priced.

We make all our vinyl products right in our Sierra Pacific manufacturing facility. So they offer many of the same features and design options as on our premium wood products.

We use the newest materials, innovative engineering and advanced technologies to enhance their beauty, solid integrity and durability.

Sierra Pacific vinyl windows and patio doors are available as new construction and replacement products. For more information, ask for our vinyl catalog.



Choose from a complete lineup of operating styles, sizes and shapes. A full range of glazing options—from decorative to energy-efficient. A rainbow of durability-tested exterior colors. And any grille pattern you can imagine; featuring simulated divided lites or grilles between the glass.

TRANSOMS, SIDELITES AND OTHER GEOMETRIC SHAPES

CONSTRUCTION

- Available in aluminum clad wood, all-wood and FeelSafe product lines.
- Natural pine interior standard. Prime, paint or stain optional.
- CoreGuard wood treatment.
- Alternative wood species optional.
- Basic jamb width 4-9/16".
- For shapes over sliding patio doors, the basic jamb width is 5".

PERFORMANCE GLAZING

- Available in all glazing options.

DIRECT SET

- Glass set directly into frame.

SASH AND FRAME

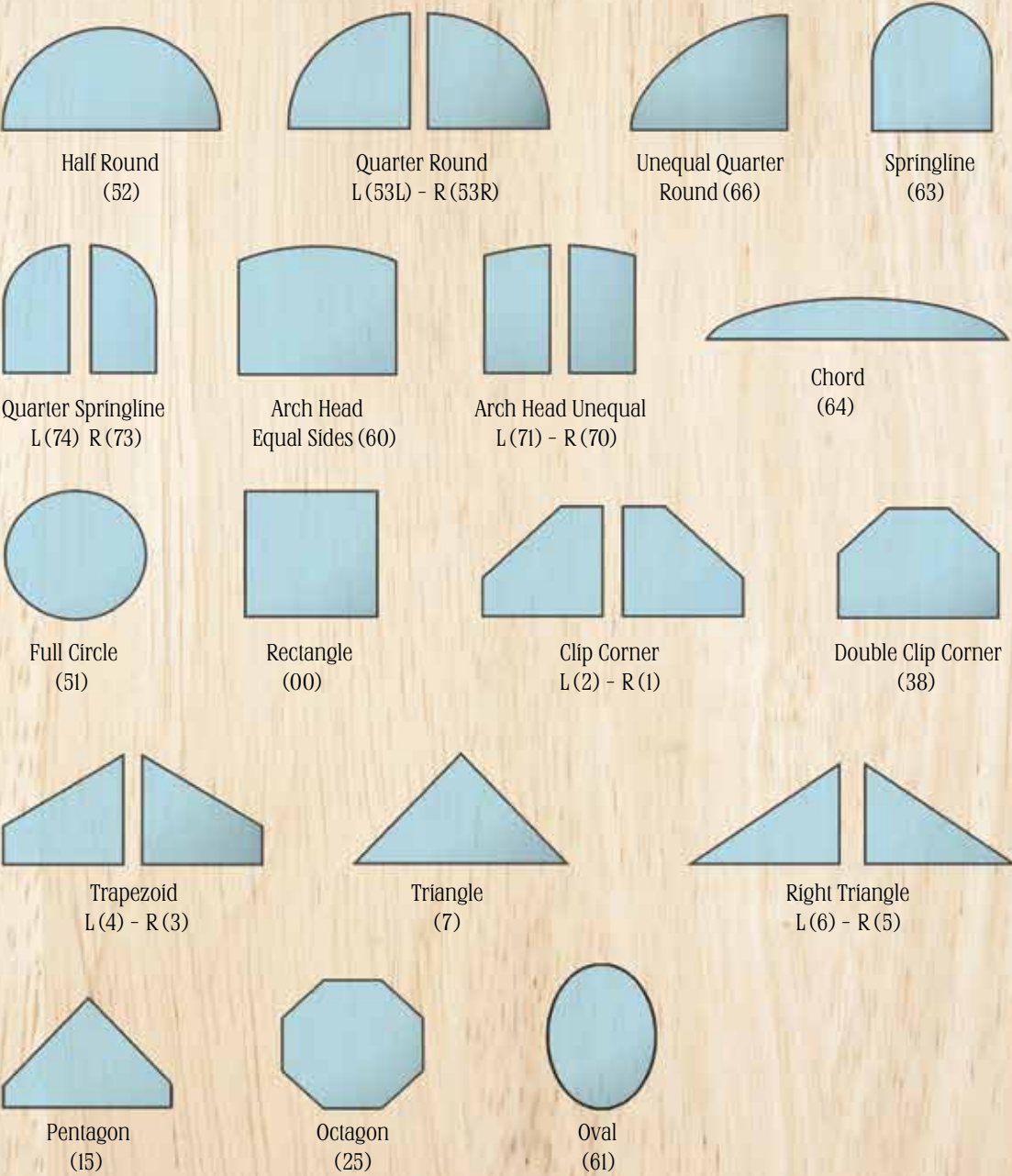
- Fixed sash installed in frame or jamb.
- Non-radius or radius shapes.

OPTIONS

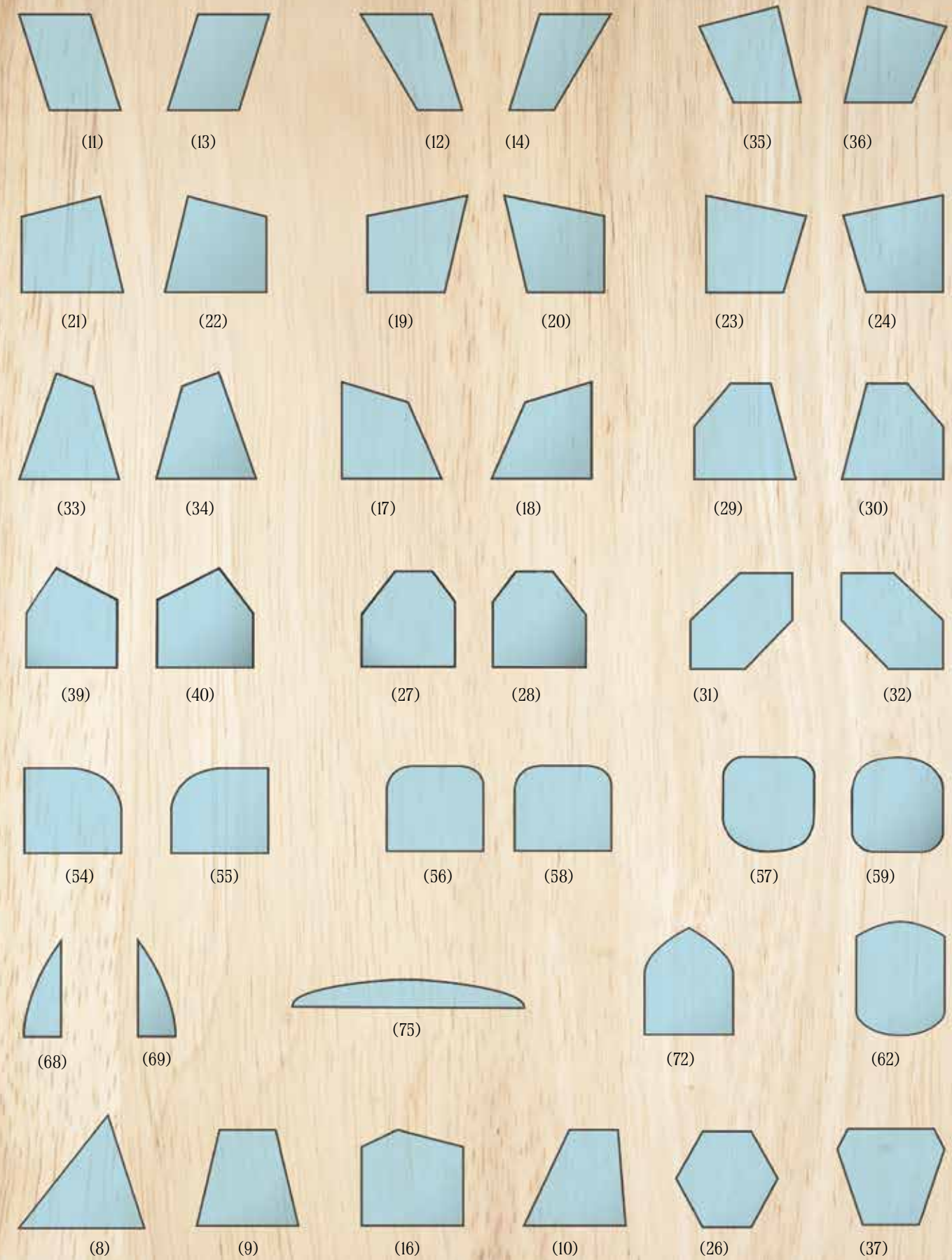
Decorative glazing: Bronze, gray, obscure or stained glass.

Grilles: Simulated divided lite, removable wood grilles or grilles between the glass.
Other options: Standard extension jambs to 8-1/8".
• Non-standard sizing to 1/16".
Contact your Sierra Pacific representative for size limitations.
• Aluminum clad wood and FeelSafe: Extruded aluminum drip cap.
• Aluminum clad brickmould applied.
All-wood: Exterior casing in flat casing, brickmould or basic unit.

SPECIAL SHAPES



CUSTOM SHAPES



OUR 1,900,000-ACRE MANUFACTURING PLANT.



Sierra Pacific Industries, our parent company, sustainably manages 1.9 million acres of timberland. We're the largest millwork producer and one of the largest lumber companies in the U.S.

But our size is only a small part of the story.

At Sierra Pacific, we believe healthy trees, good water quality and enduring wildlife habitat are the natural result of sound forest management practices. That's why we adhere to the environmental protection standards of the Sustainable Forestry Initiative® (SFI) and go beyond the forestry regulations in California and Washington – the highest standards in the world.

We bring in our own Professional Foresters and Wildlife Biologists to help protect wildlife habitat, watercourses and plant life, and to help manage our lands based on "sustained yield" practices. As a result, Sierra Pacific Industries plants 7 million new trees every year and will nearly triple the amount of wood growing on its lands in the next 100 years, with average tree diameters nearly doubling in that time.



As a proud part of this family-owned, environmentally-committed company, Sierra Pacific is the only window company that manufactures its products with complete vertical integration. The full cycle makes use of every part of our wood resources, all the way down to wood shavings that become animal bedding and chips that are burned to create energy for the communities we call home. It also allows us to maintain continuous quality control from the moment our tree seeds are planted until our beautiful wood windows are produced, approved and delivered to you.

To learn more about how Sierra Pacific Industries protects, preserves and invests in its own forest lands, visit spi-ind.com.





TRUE VERTICAL INTEGRATION SETS US APART.

Sierra Pacific Windows is part of Sierra Pacific Industries, which owns 1.9 million acres of timberland in California and Washington state. Our vertical integration gives us total control of manufacturing, from planted seed to delivered window and door. The result? Nothing but the best gets passed onto you.



A WARRANTY AS TOUGH AS THE PRODUCT IT GUARANTEES.

Sierra Pacific Windows and Doors are backed by our fully transferable 30/20 Limited Warranty (20/10 for commercial products). It provides 30 year residential AAMA 2605 clad exterior coating coverage, 20 year insulated glass coverage, 10 year parts coverage, 2 year labor coverage, and 10 year AAMA 2604 clad exterior coating coverage. For warranty specifics, please refer to SierraPacificWindows.com.





SIERRA PACIFIC

WINDOWS THAT
NEVER COMPROMISE

SierraPacificWindows.com | P.O. Box 8489, Red Bluff, CA 96080 | 800-824-7744 | A Division of



We reserve the right to change product specifications without notice. Photography used may not represent current product features and options.
Sierra Pacific windows and doors are successful thanks in part to our unique patents. Visit spi-ind.com/ip to learn more.

©2018 Sierra Pacific Windows