

IT'S TIME TO RE-THINK
REPLACEMENTS.

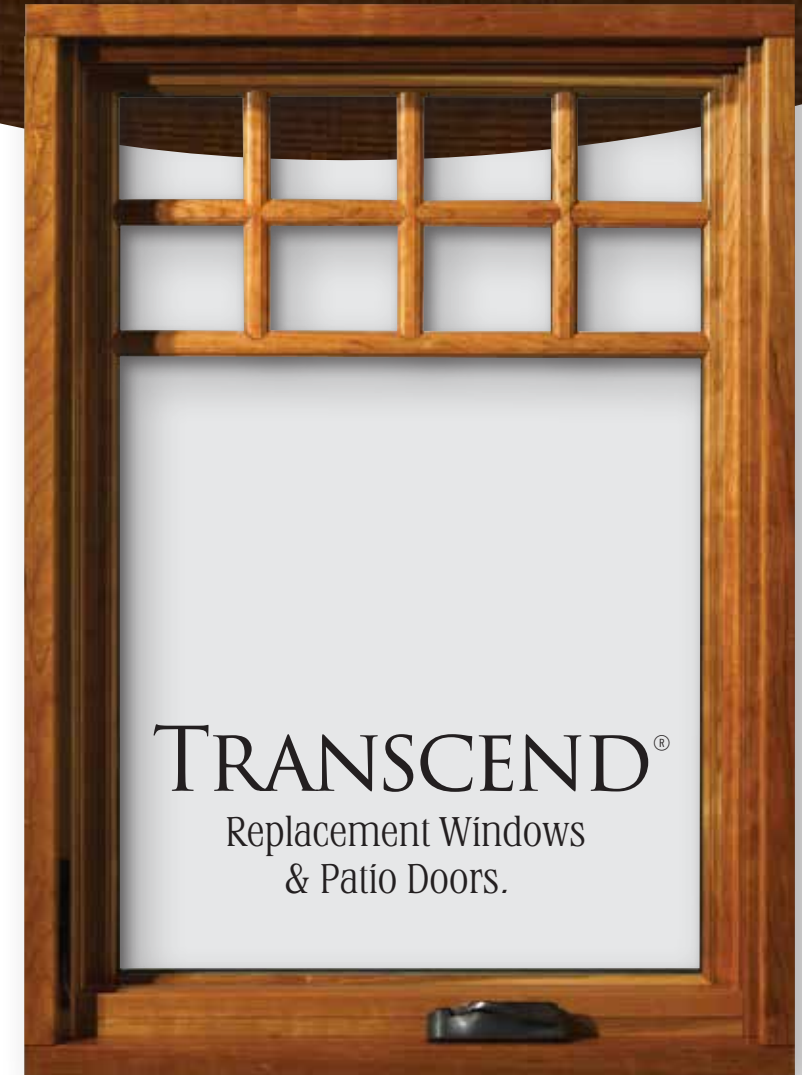
TRANSCEND[®]

REPLACEMENT WINDOWS & PATIO DOORS



SIERRA
PACIFIC
WINDOWS

RE-WINDOW WITH SIERRA PACIFIC.



Whether you're replacing, renovating, remodeling or rebuilding, we have exactly what you're looking for. Our Transcend replacement windows and patio doors make it easy to upgrade to the premium performance, unsurpassed beauty and superior energy efficiency that have made Sierra Pacific one of the top window companies in the country.

RELAX, WE'LL MAKE THIS EASY.

Replacing windows is simple. Your contractor can do all the measuring, ordering and installation. Quite often, he can replace your windows without even making a mark on your wall. Or he can transform a worn out little double hung into a room brightening patio door.

While most replacement windows come in very limited sizes, styles and options, Transcend gives you almost unlimited choices. So you can match your existing decor, or redo any room with the look you've always wanted.




WHICH REPLACEMENT WINDOW IS RIGHT FOR YOU?



You have three types of replacement windows to choose from, and selecting the right one depends on your old windows and your new project.

1. If you're simply replacing an old double hung with a new one, you might only need to replace your old sashes. Our sash replacement system is quick, clean and affordable.
2. If your old window frames need to be replaced and you want to stay with the same size windows, our insert replacement window is the answer.
3. For bigger projects—such as changing the size of your windows, transforming a window into a patio door, or doing a full-scale remodel or addition—you'll need full frame replacement windows.

In the next few pages, we'll give you more details about our three replacement options. Your contractor will help you choose the right option for your project.



REPLACE YOUR OLD WINDOWS WITHOUT EVEN TOUCHING THE TRIM.

OPTION 1. THE TRANSCEND SASH REPLACEMENT SYSTEM.



It's really this easy. Your contractor removes your old window sashes, and prepares the opening.

The new jamb clips and balances install quickly and easily because they're sized for your opening.

Your new sashes are also sized for your opening. They slip right in for an airtight seal.

That's all there is to it. Enjoy your new window.



Let's say you have an old drafty double hung window. The window frame is still in good condition, but the window sash (the part that holds the glass and goes up and down) definitely needs to be replaced.

You're a good candidate for our Transcend double hung sash replacement system. It's the easiest and least expensive way to switch to new, energy-efficient windows.

It installs very easily-without removing your old frame, sill or trim. Our Transcend sash kit is one of the best, most advanced on the market. Both sashes operate, and both tilt in for easy cleaning and removal. Unlike other sash kits, our jambliner is not only concealed, it's also adjustable for superior installation and smoother operation. Also unlike other kits, we offer matching half or full screens, and an optional, industry-leading integral screen channel.

The exteriors of all Transcend replacement windows are protected by our double-thick aluminum cladding. The wood is protected to the very core by our exclusive CoreGuard™ moisture and termite protection.

THE SIMPLE REPLACEMENT WINDOW WITH POP-IN APPEAL.

OPTION 2. THE TRANSCEND INSERT REPLACEMENT WINDOW.



Our insert window is another way to replace your worn out sashes without completely tearing out your old windows. Fully assembled and built to your exact measurements, it pops right into your existing sash pocket without disturbing your existing interior trim.

Our insert replacements are available as double hung, casement or awning windows. They fit great, perform flawlessly, and look beautiful.

Best of all, Transcend insert windows are based on our H3 window technology. The H3 is an advanced, high performance window made possible by our patented Fusion Technology™.



All-wood interior for thermal insulation and beauty.

Extra-strong vinyl base frame for superior rigidity and a supremely tight seal.



Fusion Technology results in improved energy performance, extreme resistance to air or moisture leaks, and easier installation.

Heavy duty, low maintenance exterior cladding in nearly unlimited colors.

Concealed jambliner and easy-tilt operation on the H3 insert double hung.



REPLACE ANYTHING AND EVERYTHING.

OPTION 3. TRANSCEND FULL FRAME REPLACEMENT WINDOWS & PATIO DOORS.


A full frame replacement means that the old window is removed right down to the rough opening, and the new window is attached to the exterior of the house.

At a minimum, you'll need new interior trim and paint. So now is a good time to freshen your home with bigger windows, wide-opening patio doors, and lots of natural light.

Transcend offers a comprehensive lineup of premium, aluminum clad, wood replacement windows and patio doors, plus our advanced H3 replacement windows. You'll find a nearly limitless range of operating styles, shapes, sizes and decorator choices to match every taste and every home.

Like all Transcend products, our full frame replacements come with an assortment of performance and decorative glazing options. (See page 22.) So you can choose the right performance glass for right where you live.

You could buy replacement windows that are more expensive, but none are more impressive than Transcend from Sierra Pacific.



CASEMENT REPLACEMENT WINDOWS.

For top-to-bottom, unobstructed views and wide-open ventilation, you can't beat Transcend casement windows. Hinged on the side, ours swing open a full 90 degrees for easy cleaning. They come with our Encore folding handle.

Also available as an H3 casement.



SINGLE & DOUBLE HUNG REPLACEMENT WINDOWS.

Our Transcend single and double hung windows are the most traditional window design. But we've updated this classic window, and turned it into an efficient, high-performance product. Our double hung features a concealed wood jamb liner and an easy-tilt top and bottom sash for cleaning convenience. The single hung has an easy-tilt bottom sash, a half-screen, and a totally clear view through the top sash.

Our single and double hung windows are a piece of artwork all by themselves. But when configured with other Transcend replacements, they can turn an ordinary wall into an extraordinary vision.

Also available as an H3 double hung.





MONUMENT SINGLE & DOUBLE HUNG REPLACEMENT WINDOWS.

We've updated this classic window design and turned it into an efficient, high performance product. Our single hung version features a fixed top sash and an easy-tilt bottom. On the double hung, both sash tilt in for easy cleaning.

Our Monument single & double hung windows are designed and built for architectural and light commercial applications. True, they have superior structural performance, but it's their fine craftsmanship and attention to detail that homeowners appreciate.

AWNING REPLACEMENT WINDOWS.

Transcend awning windows are a great choice when you want the fresh air of an open window even if it's raining. They can be used alone, but are most often stacked, combined in a grouping, or placed underneath a large picture window to provide ventilation. They also come with our Encore folding handle.

Also available as an H3 awning.



BAY AND BOW REPLACEMENT WINDOWS.

Transcend bay and bow windows make any room seem larger. With their multi-pane configuration, they create the feeling that the great outdoors is actually part of your room. A bay usually consists of a large fixed window between two casement or double hung units. A bow consists of several casements or double hung units mullied together, creating a smooth arc or bow.



MONUMENT HORIZONTAL SLIDING REPLACEMENT WINDOWS.

Transcend replacement sliders give you a unique style and a slightly more contemporary look than a traditional double hung window. For added design flexibility, ours are available with two lites or three. Horizontal sliding windows are a good alternative in locations—like your deck—where you don't want the sash of a casement or awning window sticking out in the way. Many people simply prefer the clean lines and smooth, gliding operation of our sliding windows.

Also available as an H3 horizontal slider.






SWINGING PATIO DOORS.

We offer every choice you can imagine in our patio doors. You can choose doors that swing in or swing out. You can make both doors operable, or just one. And they're easily combined with stationary door panels, sidelites and transoms to create a true room with a view. Available in larger sizes—up to 10' height.



SLIDING PATIO DOORS.

We've re-engineered and redesigned our Transcend sliding patio door to make it one of the best, most beautiful on the market. The all-natural, all-wood interior is visually free of any man-made components. Our sliding door is a great space-saving option compared to an inswing version. It's also available as a standard or French sliding patio door, and is easily combined with additional doors, sidelites and transoms.



RETROFIT PATIO DOORS.

Many old patio doors are shorter and narrower than today's modern versions. So we developed our smaller, retrofit replacement patio doors. They enable us to replace your outdated aluminum or wood patio door without changing the opening. Available as sliding or swinging, Transcend retrofit patio doors are a smart solution to your old problem doors.

NOTHING RENEWS LIKE REAL WOOD.

Maple²

Alder

Mahogany

Cherry

Douglas Fir

Red Oak

Black Walnut²

White Oak

Pine

There are plenty of inexpensive vinyl replacement windows to choose from. But nothing beats the natural warmth and beauty of genuine wood. Transcend windows feature select wood interiors with aluminum clad exteriors.

Even better, we let you choose from nine beautiful woods—or any workable species—for your replacement windows, patio doors and trim.

TRIM OPTIONS.



Printing limits our ability to show colors precisely. See your local representative for actual wood samples.



THE PERFECTION OF A PREMIUM FINISH.



Nothing beats a factory finish performed with state-of-the-art equipment under rigorously controlled, ultra-clean conditions.

Sierra Pacific gives you two premium options: Ultra Stain and Ultra Coat.

Ultra stain is an advanced, multi-step process that brings out all the beauty of your wood interior. Ultra Coat uses a unique, specially formulated, two-part catalyzed polyurethane paint. It's the white interior paint that's so durable, it could be used outdoors.

Both Ultra Stain and Ultra Coat are so tough, they resist scratching and marring, and so superior, they provide advanced protection against moisture.

Ultra Coat White



Clear

Espresso

Toffee

REPAINTING IS A THING OF THE PAST.



STANDARD COLORS.

TRENDS COLOR PALETTE.

ANODIZED CLAD FINISHES.

White*	Bronze*	Silver Ice	Clear Anodize
Eggshell*	Green	Gray Velvet	Champagne Anodize
Colonial White	Sage Brown	Battleship Gray	Light Bronze Anodize
Burnt Sun	Bahama Brown	Copper Sun	Medium Bronze Anodize
Dried Wheat	Brick Red	Hampton Blue	Dark Bronze Anodize
Sand*	Boysenberry	Military Blue	Printing limits our ability to show colors precisely. See your local representative for actual cladding samples.
Patina Green	Jet Black	Oceanside Blue	
Aspen Moss	We'll also custom match any color under the rainbow.		

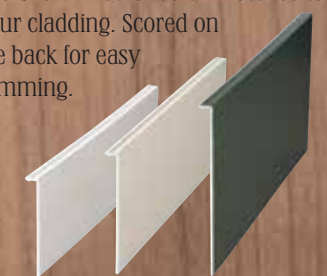
*Shortest lead-time.

EXTERIOR TRIM PROFILE



1-1/2" Auxiliary Brickmould

How to put a standard size window in a non-standard size opening: use our heavy-duty aluminum trim extenders to fill the gap. Available in 1-7/8", 2-5/16" and 3-1/4" widths. Color-matched to your cladding. Scored on the back for easy trimming.



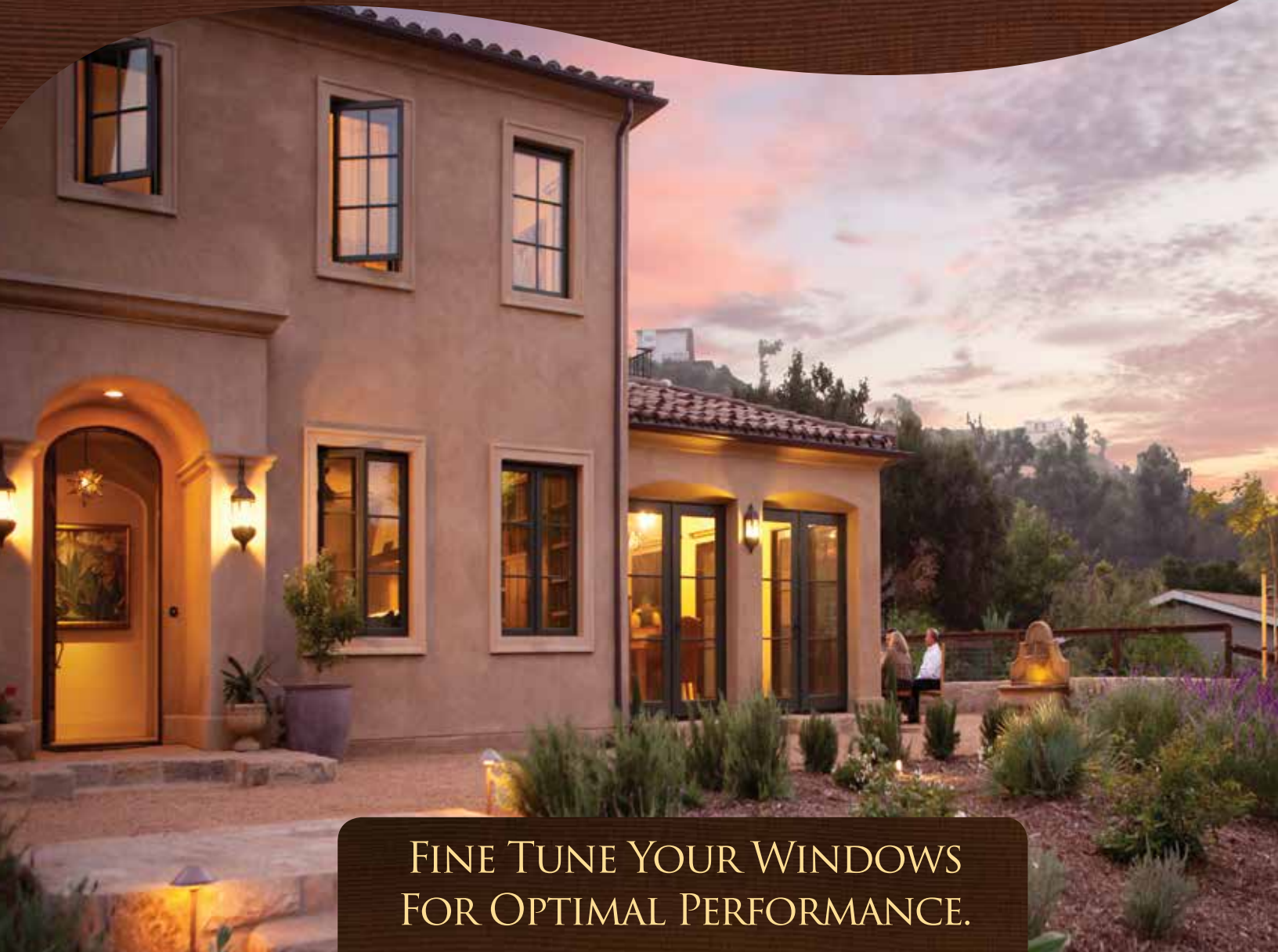
The exteriors of Transcend aluminum clad wood replacement windows are fully encased in low maintenance extruded aluminum.

Our cladding is at least twice as thick as our competitors' roll-form cladding. We use only heavy-duty extruded aluminum, at least 0.05" thick. Where needed, we beef it up to 0.062" thick. Most importantly, we give you all the colors you're looking for. In addition to our new Trends Color Palette, we also offer 15 standard colors, plus we'll custom-match any color in the rainbow. We also offer 5 extra-durable anodized aluminum finishes with no costly setup charges.

We use near-zero-VOC, AAMA 2604 powder paints that are heat-cured for a harder, tougher finish.



HIGH PERFORMANCE GLAZING OPTIONS.




FINE TUNE YOUR WINDOWS FOR OPTIMAL PERFORMANCE.





What's the best glazing for your replacement windows and patio doors? Obviously, what's best for a freezing northern winter is not necessarily right for a hot southern summer. We have the answer. With one of the broadest selections of glazing options in the window industry, Sierra Pacific lets you choose exactly the right performance glass for your exact weather and environmental conditions.


You can choose glazing to improve your energy efficiency and lower your energy bills. You can capture the sun's heat, or reflect it. You can also reduce outside noise, block the sun's damaging UV rays, or even enhance your privacy.





- Super Sun Blocker™** 


Featuring a triple layer of silver for the ideal balance of thermal performance, solar control and 95% UV protection. Improved visible light transmittance, plus a solar heat gain coefficient of 0.27.*
- Low-E 366** 


Cardinal's triple layer of silver product with their exclusive XL Edge Spacer for superior performance. 95% UV protection. Solar heat gain coefficient of 0.27.* Also available with Preserve® protective film or with Preserve and Neat® coating for a naturally cleaner glass.
- Super Sun Blocker with Surface #4 Low-E Coating**** 


Triple silver Super Sun Blocker dual pane glazing with the addition of Low-E coating on surface #4. Superior R-5 center of glass insulation value without the need for triple glazing.* Meets stringent Energy Star requirements in the U.S. and Canada.
- Low-E 366 with i89 Coating**** 


The same superior performance as regular Low-E 366 (above), but with the addition of i89 coating on surface #4 to increase insulating value and reduce solar heat gain. Meets even the most extreme requirements in the majority of the Canadian Energy Star zones.
- Low-E 340** 


Cardinal's newest glazing innovation. It has an amazingly low 0.18* solar heat gain coefficient to keep out the heat even in the blazing sun. Blocks 98% of UV rays. Less heat gain when it's hot, less heat loss when it's cold, and maximum glare control.
- Low-E 180 Passive Solar** 


With a center of glass U-Factor of just 0.26 and a solar heat gain coefficient of 0.70, Low-E 180 is ideal for passive solar applications. Superior insulation value blocks cold and keeps in the heat. Also available with Preserve protective film or with Preserve and Neat coating.
- Low-E 180 Passive Solar with i89 Coating**** 

The same superior performance as regular Low-E 180 (above), but with the addition of i89 coating on surface #4 to increase insulating value and reduce solar heat gain. Meets even the most extreme requirements in the majority of the Canadian Energy Star zones.
- Dual Pane Low-E** 

Insulated for improved energy efficiency. Single surface low-E coating to reduce solar heat gain and block UV rays.
- Insulated Glass** 

For moderate climates. Basic glazing with basic performance.
- Sound Control** 

Reduces outside noise by as much as 50% while blocking 99% of damaging UV rays. Laminated for shatter resistance. Available insulated or non-insulated.
- FeelSafe™ Insulated Low-E with Sea Turtle Glazing** 

Protect your home and our sea turtle population. FeelSafe windows and patio doors are engineered inside and out to resist hurricane-force winds, pounding rain, wind-borne debris, and rapid pressure changes that could implode your home or literally blow off the roof. Available in low-E, Low-E 366 or Low-E 340.
- FeelSafe Laminated with Sea Turtle Glazing** 

For moderate climates, our non-insulated, shatter-resistant FeelSafe glass provides the utmost security—whether your concern is severe storms or intruders. Also available in Low-E 366.

* All values shown are center of glass. ** Surface #4 coatings are applied to the interior (room-side surface) of a dual pane IG unit, resulting in improved thermal performance and lower heating costs. Because the coating reflects heat back into the room, the room-side pane of glass will be slightly colder in winter, causing a higher potential for condensation problems.

DESIGNER HARDWARE THAT FITS YOUR HAND AS WELL AS YOUR DECOR.



Add the perfect finishing touch to your new windows with our designer hardware. We offer a stylish selection of superbly engineered, beautifully finished handles and locking mechanisms. Each one is specifically designed to complement our Transcend windows and patio doors.

Our contemporary Encore handle folds out of the way of your window treatments.



Transcend swinging patio doors come with the security of 3-point locking.

Traditional (standard)



Loft (optional)



Standard sliding patio door.

With as many as 11 finishes to choose from, you'll be able to match your décor perfectly.



Coppertone Champagne Brushed Nickel Brushed Chrome Bronze Polished Chrome White Antique Brass Bright Brass Goldtone Oil-Rubbed Bronze-FB

Printing limits our ability to show colors precisely. See your local representative for actual hardware samples.

IMPROVE YOUR VIEW.




Before you sign off on your remodeling or window replacement plan, consider doing something extra special.

Use Transcend transoms, sidelites and other geometric shape windows to give your home a one-of-a-kind individuality. You could add an arched expanse of glass that seems to light up an entire home. Or a large picture window topped by a half circle. Or transoms stretching from wall to wall above a bank of patio doors.


Transcend geometric shape windows can be used alone, or combined with our operating windows and patio doors to make a truly custom statement.



Add classic charm to any Transcend window with our decorative grilles. They're available as removable wood grilles or sealed between the panes of glass.




Rectangular



Queen Anne

You can also choose our updated version of the divided lite—with grilles between the glass plus inside and out.



We offer a variety of decorative glass styles; from beveled to textured, tinted to obscure, leaded to laminated.

REJECT MOISTURE & INSECTS WITH COREGUARD, PROVEN IN RAINFOREST TESTING.



Transcend wood replacement windows and patio doors are almost as rot-proof as vinyl, shrug off insects like aluminum, and are warmer than both of them.

That's because our wood is protected by our patented CoreGuard preservative. CoreGuard can penetrate through the entire cross section of wood; all the way to the very core.

CoreGuard is also naturally organic.

Thanks to the protective properties of CoreGuard—as well as the complete confidence Sierra Pacific has in the quality and endurance of our windows and patio doors—Transcend replacement products are backed by one of the strongest warranties in the industry. 1



Photos ©VanceFox.com,
Jim Morrison Construction

OUR 1,900,000-ACRE MANUFACTURING PLANT.



Sierra Pacific Industries, our parent company, sustainably manages 1.9 million acres of timberland. Sierra Pacific is the largest millwork producer in the U.S. and the third largest lumber company.

But our size is only a small part of the story.

We plant 7 million new trees every single year. So 100 years from now, our forests will have more trees—and bigger trees—than today.

As a proud part of this family-owned, environmentally-committed company, Sierra Pacific is the only window company that maintains continuous quality control from the moment our tree seeds are planted until our beautiful wood windows are produced, approved and delivered to you.



SIERRA PACIFIC

WINDOWS THAT
NEVER COMPROMISE

www.SierraPacificWindows.com | www.Hurd.com | P.O. Box 8489, Red Bluff, CA 96080 | 800-824-7744



SIERRA
PACIFIC
INDUSTRIES

A Division of Sierra Pacific Industries.

We reserve the right to change product specifications without notice. Photography used may not represent current product features and options.
1. See actual warranty for complete details. 2. Minimum order quantity required. 3. Anodizing is an electrolytic passivation process used to increase the thickness of the natural oxide layer on the surface of metal parts. Anodizing increases corrosion resistance and wear resistance, and provides better adhesion than bare metal for paint primers and glues.