



HISTORIC CHARM GOES MODERN

WESTCHESTER
DOUBLE HUNG WINDOWS



SIERRA
PACIFIC
WINDOWS

AN UPGRADE TO A TRUE CLASSIC.

Cover Photo
Builder: Justin Fletcher Homes
Architect: Bruce Butler / By Design
Photographer: Irvin Semano Photography



Thermally broken
sash construction.

PG50 performance rating
on most standard sizes.

0.28 U-value with dual insulated
Lo-E 366 and argon.

Bottom sash tilt latch
for easy cleaning.

60"x108" maximum
size for 1-3/4" sash.



The Old House | 2019 Idea House | Nat Res

The tireless work of our engineers and designers has paid off. Introducing our Westchester Double Hung windows, a huge improvement to a classic look.

Designed to bring back the original charm of windows hand-crafted over a century ago, they offer narrower check-rail sightlines with updated structural and thermal performance. You'll also find many new patented innovations, including a traditionally styled combination sash lock.

The Westchester is crafted with fully clad exteriors using durable extruded aluminum.

A RARE COMBINATION OF CHARM AND TECHNOLOGY.



Innovating improvements to a timeless design, the Westchester is one of our highest performers, with structural and thermal performance ratings rarely found in the Double Hung market.

Yet each Westchester is built with historically accurate sash proportions, making it ideal for architecturally accurate renovations or for a touch of elegance in new construction projects.

Patented sill end caps and drainage system.

Use for both residential and commercial applications.

Integral aluminum nail fin.

Patented multi-point tilt latch.

Traditionally styled combination sash lock.

Protected by CoreGuard Plus™ wood preservative.

EXTERIORS DESIGNED TO LAST.

Clad exteriors are fully encased in low maintenance, heavy-duty, extruded aluminum that's at least twice as thick as roll-form cladding. What's more, nearly all color finishes feature our environmentally friendly AAMA 2605 powder-coating, which leads the industry in durability and environmental safety. Our Textured Collection uses AAMA 2604 powder-coating to retain its rich texture.

As for colors? An industry-leading 70 choices along with some sensational textures allow you to add warmth, a bright splash or a new statement to your designs. We'll also custom match any color you choose.



COLORS INSPIRED BY NATURE.



Pricing may vary by collection.

THE ELEGANT LOOK OF TRADITIONALLY STYLED SASH LOCKS.

Historic accuracy even makes its way into the combination sash locks, which are designed to match the traditional charm that works so well in both residential and commercial applications.

Watch the Westchester "Opening Talks" video.



IN TWELVE BEAUTIFUL FINISHES.



OPTIONAL HANDLES



OPTIONAL SASH LIFTS





Sierra Pacific is proud to be the only window company that manufactures its products with complete vertical integration. The full cycle makes use of every part of our wood resources, all the way down to bark and sawdust that's burned to create energy for the communities we call home.



THE AUTHENTICITY OF WOOD.

Rich, genuine woods give Westchester window interiors an authentic touch that makes a remarkable difference to interior spaces.

Choose from eight beautiful wood species to match your interiors perfectly. And if your design needs take you someplace else, not to worry. As long as it's workable, we'll make your windows out of nearly any species you like.



- Maple
- Alder
- Mahogany
- Cherry
- Vertical Grain Douglas Fir
- Walnut
- White Oak
- Pine

CHOOSE FROM EIGHT INTERIOR WOOD SPECIES, OR CUSTOM, AND THIRTEEN INTERIOR TRIM OPTIONS.




THE CHARM OF YESTERDAY, CUSTOMIZED FOR TODAY.



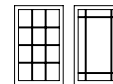
Starting with a classic shape, we give you many ways to make Westchester your own. And all of them are constructed with the meticulous craftsmanship that makes this double hung window a lasting enhancement to any space.

SIMULATED DIVIDED LITE PROFILES

A classic look that's energy-efficient.



Your Westchester grilles can add a look as unique as you like, from our standard traditional and contemporary configurations to your choice of custom designs.





HIGHLY ENGINEERED FOR BETTER PERFORMANCE.

The Westchester maintains higher air, water and structural capabilities and improved thermal ratings even as we engineered larger sash sizes.

Triple glazed windows with argon have a U-value as low as .17. Dual glazed reach a U-value of .28 with Low-E 366 and argon. Performance numbers like these demonstrate the rigorous engineering standards and technology that are built into the re-imagining of this classically designed window.



CHOOSE GLAZING PERFECT FOR YOUR ENVIRONMENT.

Low-E 366

Cardinal's triple layer silver product for superior performance. 95% UV protection. Solar heat gain coefficient of 0.27*. Also available with Preserve® protective film or with Preserve and Neat® coating for a naturally cleaner glass when selecting XL Edge or Endur Spacer.



Low-E 366 with I89 Coating**

The same superior performance as regular Low-E 366, but with the addition of I89 coating on the interior surface to increase insulating value and reduce solar heat gain. Meets even the most extreme requirements in the majority of the Canadian Energy Star zones. Also available with Preserve® protective film or with Preserve and Neat® coating for a naturally cleaner glass when selecting XL Edge or Endur Spacer.



Low-E 340

Cardinal's newest glazing innovation. It has an amazingly low 0.18* solar heat gain coefficient to keep out the heat even in the blazing sun. Slightly tinted. Blocks 98% of UV rays. Less heat gain when it's hot, less heat loss when it's cold, and the best glare control under the sun. Also available with Preserve® protective film or with Preserve and Neat® coating for a naturally cleaner glass when selecting XL Edge or Endur Spacer.



Low-E 180 Passive Solar

A very high (0.70*) solar heat gain coefficient. Ideal for reducing your heating bills in colder climates. Superior insulation value blocks cold and keeps in the heat. Also available with Preserve® protective film or with Preserve and Neat® coating for a naturally cleaner glass when selecting XL Edge or Endur Spacer.



Low-E 180 Passive Solar with I89 Coating**

The same superior performance as regular Low-E 180, but with the addition of I89 coating on the interior surface to increase insulating value. Meets even the most extreme requirements in the majority of the Canadian Energy Star zones. Also available with Preserve® protective film or with Preserve and Neat® coating for a naturally cleaner glass when selecting XL Edge or Endur Spacer.



Dual Pane Low-E

Insulated for improved energy efficiency. Single surface Low-E coating to reduce solar heat gain and block UV rays.



Triple Pane Low-E

Available in a variety of Low-E coating combinations for superior insulation and energy performance.



Insulated Glass

For moderate climates. Basic glazing with basic performance.

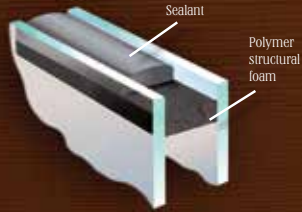
Sound Control

Reduces outside noise by as much as 50% while blocking 99% of damaging UV rays. Laminated for shatter resistance. Available insulated or non-insulated.



*All values shown are center of glass. **Interior surface coatings, also known as surface #4, are applied to the interior (room-side surface) of an insulated unit, resulting in improved thermal performance and lower heating costs. Because the coating reflects heat back into the room, the room-side pane of glass will be slightly colder in winter, causing a higher potential for interior condensation.

No-Metal TrueWarm® Edge Spacer.



THE ADVANTAGE OF NO-METAL SPACERS.

One of the technological advances that makes our Westchester windows perform so well are patented No-Metal TrueWarm® Edge spacers.

Many window manufacturers use aluminum spacers between their panes of glass. These conduct cold and heat, and that's not good for thermal performance.

Our no-metal warm edge spacers are 100% polymer structural foam, for excellent thermal performance and a superior seal.



ADD DECORATIVE GLASS.

Further customize your Westchester windows with tinted, patterned, obscure or other specialty glass. It's a smart choice for privacy, security or just design preference.



Gluechip



Obscure



Rain



Narrow Reed



Satin Eich



White Laminated



Bronze Tint



Gray Tint



Green Tint

EXTERIOR TRIM PROFILES AS IMPRESSIVE AS THE WINDOWS.

The Westchester exterior trim profile system comes in four available styles that snap in place on the frame with a clip system. No through-frame anchors or excessive nail holes, leaving you an integrated frame that gives homeowners the flexibility to choose the aesthetic they want.



2\"/>

3.5\"/>

2\"/>


2\"/>

SEVERAL SCREEN CHOICES


Screens have an aluminum frame which matches the exterior clad color. You can choose your screen mesh, from standard fiberglass to the improved visibility and even smaller insect barrier of BetterVue® or UltraVue™.




Standard metal screen.



Standard



BETTERVUE
IMPROVED VISIBILITY BARRIER



ULTRAVUE
IMPROVED VISIBILITY BARRIER



FLEXSCREEN

Hidden and beautifully simple, FlexScreen is the first screen of its kind made of flexible spring steel to fit firmly into screen tracks. No screen frames, no hardware, just refreshingly easy installation.



EARTH-FRIENDLY. MORE
THAN AN APPROACH,
AN OBLIGATION.

All materials in the production of Sierra Pacific windows and doors are highly valued and responsibly used. This includes the select wood that comes from over 2 million acres of forestland owned by our parent company, Sierra Pacific Industries. Thanks to advancements in "sustained yield" forest management and timber harvesting, we will nearly triple the amount of wood growing on our lands in the next 100 years.



**SIERRA
PACIFIC**
WINDOWS THAT
NEVER COMPROMISE

SierraPacificWindows.com | 800-824-7744 | A Division of



Instagram Follow us @SierraPacificWindows

We reserve the right to change product specifications without notice. Photography used may not represent current product features and options. Sierra Pacific windows and doors are successful thanks in part to our unique patents. Visit sp-ind.com/ip to learn more. #97102-1/23