


STORM SHUTTERS HAVE MET THEIR MATCH.

FEELSAFE™
HURRICANE-RESISTANT WINDOWS



Hurricane-resistant windows & patio doors.

Zone IV Rated



SIERRA
PACIFIC
WINDOWS

NEITHER WIND NOR RAIN NOR HURRICANE.



Dear Sierra Pacific Windows

Several years ago my wife and I specified FeelSafe divided light casement windows, operative awnings, transoms and French doors for our new home in Merritt Island, Florida.

Our home was struck by hurricanes Charley, Frances and Jeanne with winds that approached 120 miles per hour. All of the products performed flawlessly. (None were shuttered.) There were NO leaks, NO flaws, NO broken weather stripping and NO swelling... throughout our entire home. This included a pair of custom arched windows and transom windows facing east which are approximately 15' high and 6' wide.

Thank you!

*John & Ann Sottile
Merritt Island, FL*

The FeelSafe windows and patio doors in John and Ann Sottile's coastal Florida home have definitely proven themselves. Despite successive direct hits by hurricanes Charley, Frances and Jeanne, the Sottiles had no window damage or water damage whatsoever. Not even so much as a crack or leak.

Surprising? Not really. FeelSafe windows are engineered and built to withstand the rigors of hurricanes, other severe storms and even the most determined burglar. They feature high-strength, shatter-resistant, laminated glass that stands up to fierce winds, pounding rain, wind-borne debris and rapid pressure changes that could implode your home or literally blow off the roof.

All components of FeelSafe windows are specifically designed and constructed to achieve superior levels of impact resistance, water repellency, safety and security. As a result, FeelSafe windows meet or exceed the toughest structural codes you can find in the coastal regions.



Photo courtesy of Phil Kean Designs, Inc.

FeelSafe windows and patio doors give you the following additional advantages:

- Enhance family safety & security by keeping intruders out.
- Block 99% of all UV rays.
- Reduce outside noise by as much as 50%.
- Are Energy Star® rated for superior energy efficiency.
- Satisfy even a perfectionist with their beauty and craftsmanship.

YOU SHOULD FEEL SAFE IN YOUR OWN HOME.

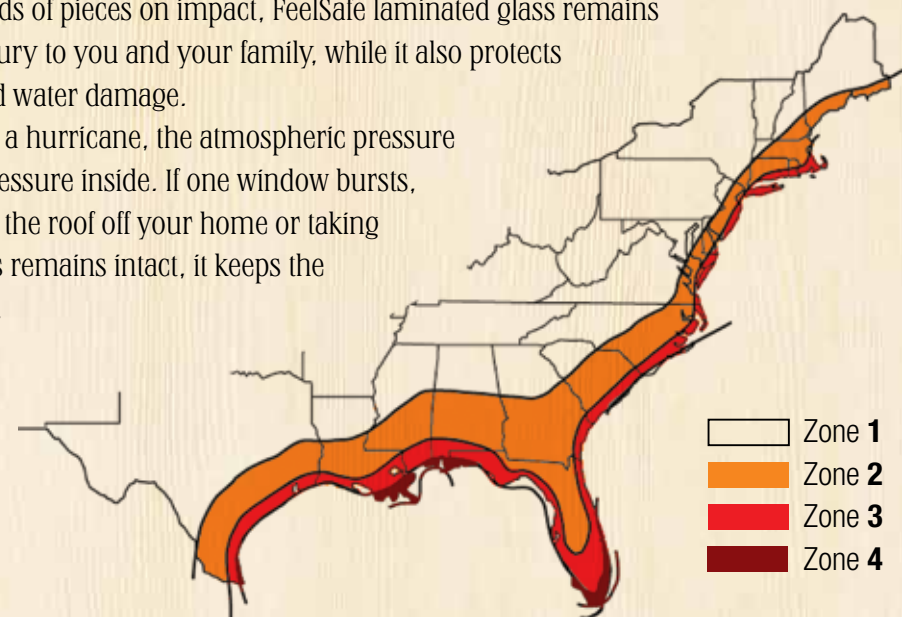


If you're building a new home in a coastal area, you already know about hurricanes. You certainly don't need to look at a map to learn whether you're at risk. Instead, what you need to know is what's the best way to protect your family, your keepsakes and your investment.

The answer is FeelSafe windows and patio doors.

While traditional glass will shatter into thousands of pieces on impact, FeelSafe laminated glass remains intact. This very significantly reduces the risk of injury to you and your family, while it also protects everything inside your home from severe wind and water damage.

Yet there's another danger that's even worse. In a hurricane, the atmospheric pressure outside your home varies dramatically from the pressure inside. If one window bursts, the outside pressure rushes in—potentially blowing the roof off your home or taking it all down. However, since FeelSafe laminated glass remains intact, it keeps the storm outside and preserves the building envelope.



FeelSafe passes the cannon test.

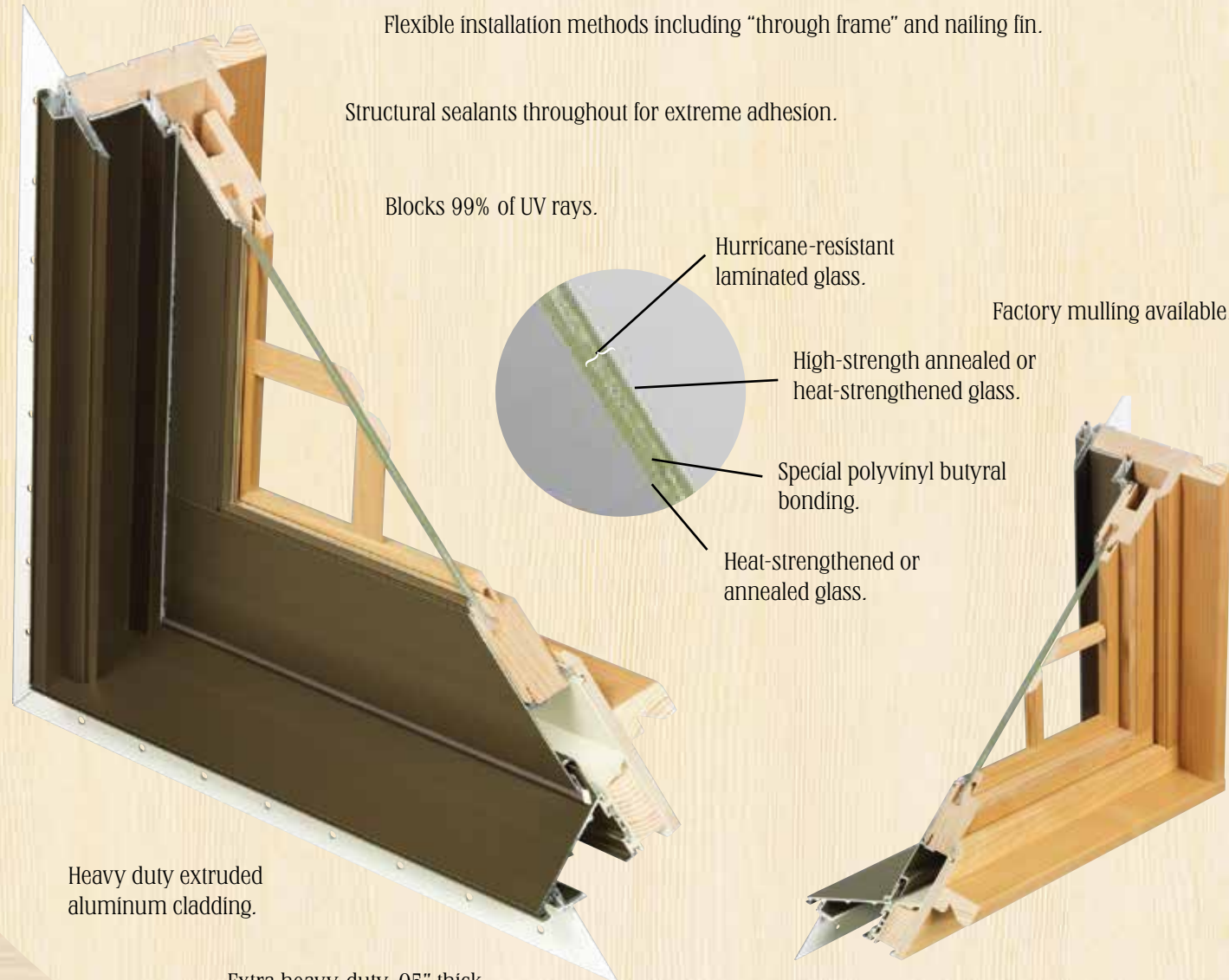
FeelSafe products are proven to be hurricane-resistant. In an independent testing lab, a special cannon shoots a 9-pound 2x4 (that's about 7 feet of board) into the glass at 50 feet per second. The test requires as many as three shots.

The board can't penetrate the glass or rip it out of the sash. Then the window or patio door must endure 9,000 positive & negative pressure cycles simulating hurricane conditions... and still operate afterwards.



ENGINEERED FOR EXTREME CONDITIONS AND EVERYDAY COMFORT.

Non-Insulated FeelSafe windows & patio doors.



Extra heavy-duty .05" thick extruded aluminum structural nailing fin standard.

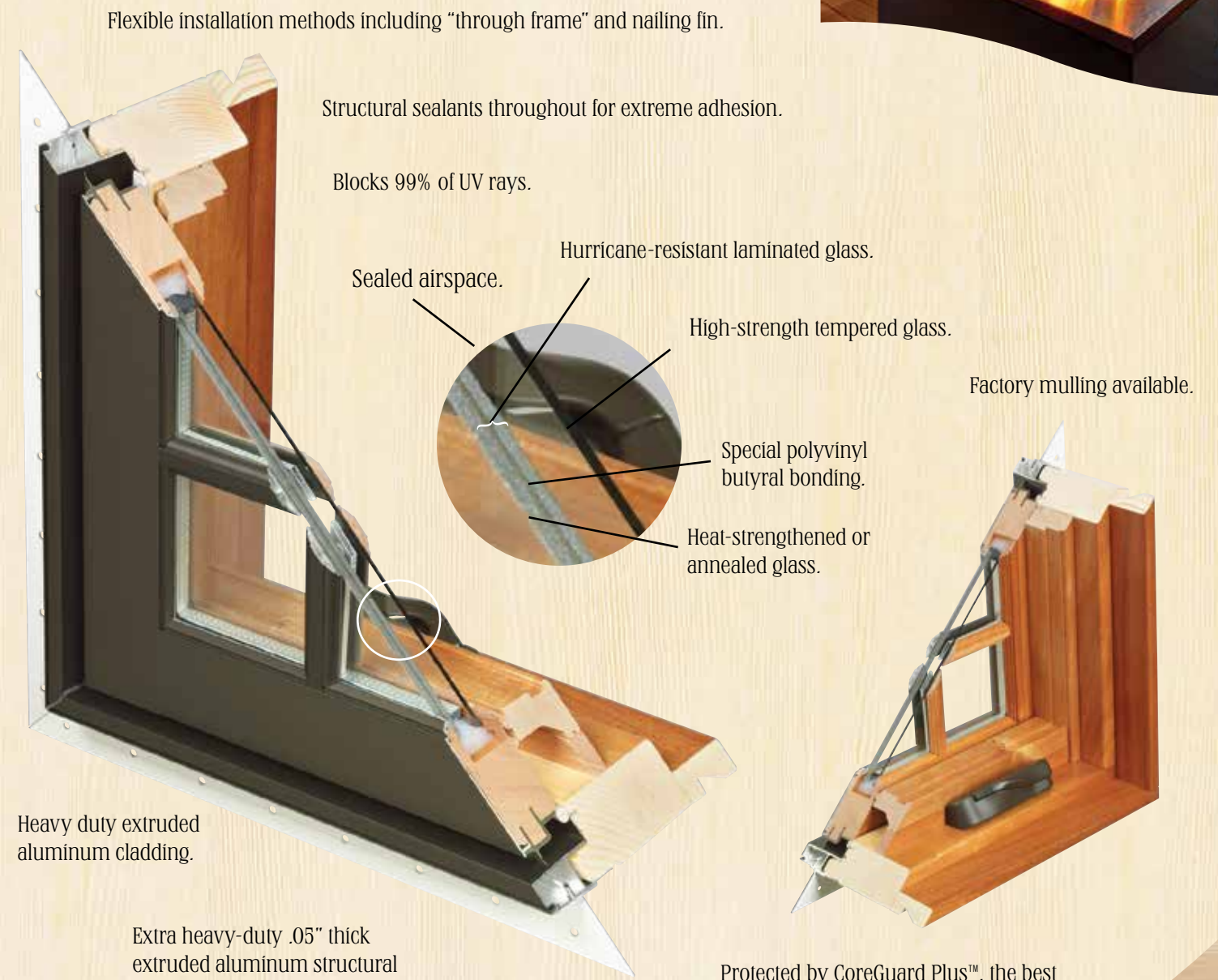
Protected by CoreGuard Plus™, the best wood protection in the business.

Better than shutters.

Why not just use storm shutters? Primarily because they need to be installed, removed, stored away and then installed again. And they only work when they're up. So that means that if a storm strikes when you're not home, you're out of luck.

On the other hand, FeelSafe windows are always "up." The protection is there even when you're not. Plus, aesthetically, they're invisible.

Insulated FeelSafe windows & patio doors.



OUR LAMINATED GLASS IS EXTREMELY STRONG, BUT IT'S ONLY ONE OF OUR STRENGTHS.

Certainly, the most important component of every FeelSafe window is the high-strength, impact-resistant, laminated glass. Ours is the best available. It's perfectly strong, perfectly clear, and meets all ASTM E1300 requirements. But it's just the beginning of what makes FeelSafe products so superior.

FeelSafe windows and patio doors are specially engineered inside and out to meet some of the highest air, water and structural performance ratings of any window or door in the United States.

We use only structural sealants; not standard silicone. We require special installation with additional anchorage. We use corrosion-resistant, 300 series stainless steel hardware and, wherever needed, upgrade to longer, stronger stainless steel screws. What's more, Sierra Pacific's thick aluminum cladding provides unrivaled durability and dent resistance.

But still, that's just the beginning of our superiority.

Strongest on the outside, where the storms are.

Sierra Pacific is one of the only premium wood window manufacturers that puts the strongest, laminated glass on the outside of your window, where it won't get broken by a stray golf ball or sea gull. Other brands put the laminated glass inside and give you only easily-shattered annealed glass on the outside.



One errant stone from the lawn mower, and our competitors' windows could need replacement. That's a difference that would be very costly to you.



The best wood protection in the industry.

Here's a key Sierra Pacific advantage. Our wood is protected to the core against moisture, rot and termites by CoreGuard Plus™ wood treatment. It's the best wood protection in the window industry, and only Sierra Pacific has it.



CoreGuard Plus™ is patent-pending and naturally organic, so it's environmentally friendly. Since CoreGuard Plus™ repels water, FeelSafe windows are less likely to warp or swell and have superior dimensional stability.

RE-WINDOW WITH FEELSAFE.



Replace, remodel and reenergize.

When you remodel or replace your old windows and patio doors with FeelSafe, you're not just adding incredible storm protection. You're also reenergizing your home with technologically advanced, energy efficient windows and doors. Insulated FeelSafe windows are six times more efficient than old-fashioned single-pane windows.

FeelSafe products are the perfect replacements. With their multiple methods of installation, they actually allow you to adapt to what you find inside the original opening when you tear out the old windows. As a result, they can often be installed without even touching interior walls, trim or casing.

And reduce your insurance rates.

Just like a home security system, FeelSafe windows and patio doors may actually result in lower rates for your homeowner's insurance - at least 33% lower for many homes, and in some instances, even more dramatic reductions.



Remodel with maintenance-free FeelSafe, and say goodbye to painting your windows.



SIERRA PACIFIC WINDOWS. MADE TO LAST.



From seed to finished window and door, we control every part of the manufacturing process. This allows us to insist on a no-compromise approach. It also allows us to guarantee our workmanship with one of the finest warranties you'll find anywhere.

It provides 30-year residential AAMA 2605 clad exterior coating coverage, 10-year FeelSafe laminated insulated glass coverage, 10-year parts coverage, 2-year labor coverage and 10-year AAMA 2604 clad exterior coating coverage. For complete warranty information, visit sierrapacificwindows.com.



MADE TO PROTECT.




Since we own the land we use to produce world-class windows and doors, we invest heavily in sustainable environmental practices and the protection of wildlife habitats. So the coastal sea turtle dilemma is something we feel strongly about.

Windows in homes near the shore can endanger sea turtles. Light visible through the glass can discourage females from nesting and disorient the hatchlings, who confuse the brightness for moonlight reflecting off the water. Even the reflection of the moon in the glass can cause hatchlings to wander inland.

Fortunately, Sierra Pacific offers tinted, non-reflective glass that solves both problems. Simply choose from our gray or low-E 340 glass; both meet the turtle tint codes.

REPAINTING IS A THING OF THE PAST.




The exterior of every FeelSafe window and patio door is fully encased in maintenance-free, heavy-duty, extruded aluminum.

What's more, our finishing process leads the industry in durability and environmental safety. Non-hazardous AAMA 2604 and 2605 powder-coatings have the color retention, surface hardness and scratch resistance necessary to withstand even the harshest conditions.

As for colors? Nobody gives you more choices than Sierra Pacific. 75 standard colors and some sensational textures allow you to add warmth, a splash of cheerfulness or a new statement to your designs. We'll also custom match any color you choose.

EXTERIOR TRIM PROFILES. (Sizes are nominal.)



2.5" Ovalo (clad)

2" Brickmould (clad)

3.5" Brickmould (clad)

3.5" Flat Casing (clad)

EXTERIOR CLAD FINISHES

COLOR STAY™ COLLECTION

White 001	Linen 032	French Linen 112	Morning Dove Gray 113	Colonial White 313	Sandstone 003	Beige 335
Tan 043	Gull Gray 007	Seawolf 044	Fashion Gray 111	Slate Gray 045	Battleship Gray 321	TW Black 061
Black Sable 060	Slate Blue 008	Light Blue 046	Steel Blue 114	Aqua Mist 115	Hampton Blue 323	Sage Green 005
Teal 047	Hemlock Green 048	Patina Green 051	Forest Green 049	Evergreen 009	Green 004	Hartford Green 050
Moss 031	Greek Olive 081	Terra Cotta 053	Clay 026	ICI Brown 056	Colonial Red 054	Harvest Cranberry 010
Burgundy 055	Deep Plum 116	Deep Taupe 077	Antique Bronze 057	TW Brown 058	Bahama Brown 309	Regal Brown 059
Brown 002	Bronze 024	Black 023				

TEXTURED COLLECTION

Peppered Steel 110	Sift Espresso 097	Mocha 098
Cajun Spice 099	Pesto 100	Available AAMA 2604 only.

WEATHERED COLLECTION

Weathered Café Royale 104	Weathered Cocoa 105	Weathered Brown 034
Weathered Bronze 078	Weathered Clay 075	Weathered Red Pepper 106
Weathered Rust 076	Weathered Basil 107	

INDUSTRIAL COLLECTION

Medium Bronze Industrial 101	Dark Bronze Industrial 102
------------------------------	----------------------------

PEARL METALLIC COLLECTION

El Cajon Silver 068	Platinum 067	Light Bronze Pearl 069
Medium Bronze Pearl 070	Dark Bronze Pearl 071	

METALLIC COLLECTION

Alpine Silver 062	Metalllic Champagne 063	Bronze Classic 064
Classic Copper 088	Copper Penny 065	

ANODIZED COLLECTION

Clear Anodized 103/332	Medium Bronze Anodized 096/307	Dark Bronze Anodized 095/306
Black Anodized 117/353	Copper Anodized 352	

Printing limits our ability to show colors precisely. See your local representative for actual cladding samples.

THE WARMTH & BEAUTY OF SELECT WOODS.

We happen to think that your windows should match your cabinets perfectly. So whether it's your den or your kitchen, or throughout the whole house, Sierra Pacific gives you beautiful wood choices for your windows, patio doors and trim. In fact, as long as it's workable, we're willing to make your windows out of any wood in the world.



Rosettes.
Available in 2.5"
or 3.5" sizes in
matching wood
species.

A PREMIUM FACTORY FINISH.

Nothing beats a factory finish performed with state-of-the-art equipment under rigorously controlled, ultra-clean conditions.

Sierra Pacific gives you two premium options: Ultra Stain and Ultra Coat.

Ultra Stain is an advanced, multi-step process that brings out all the beauty of your wood interior. Ultra Coat is a white or black ultra durable interior paint.

Both Ultra Stain and Ultra Coat are so tough, they resist scratching and marring and so superior, they provide advanced protection against moisture.



Ultra Stain

Clear

Espresso

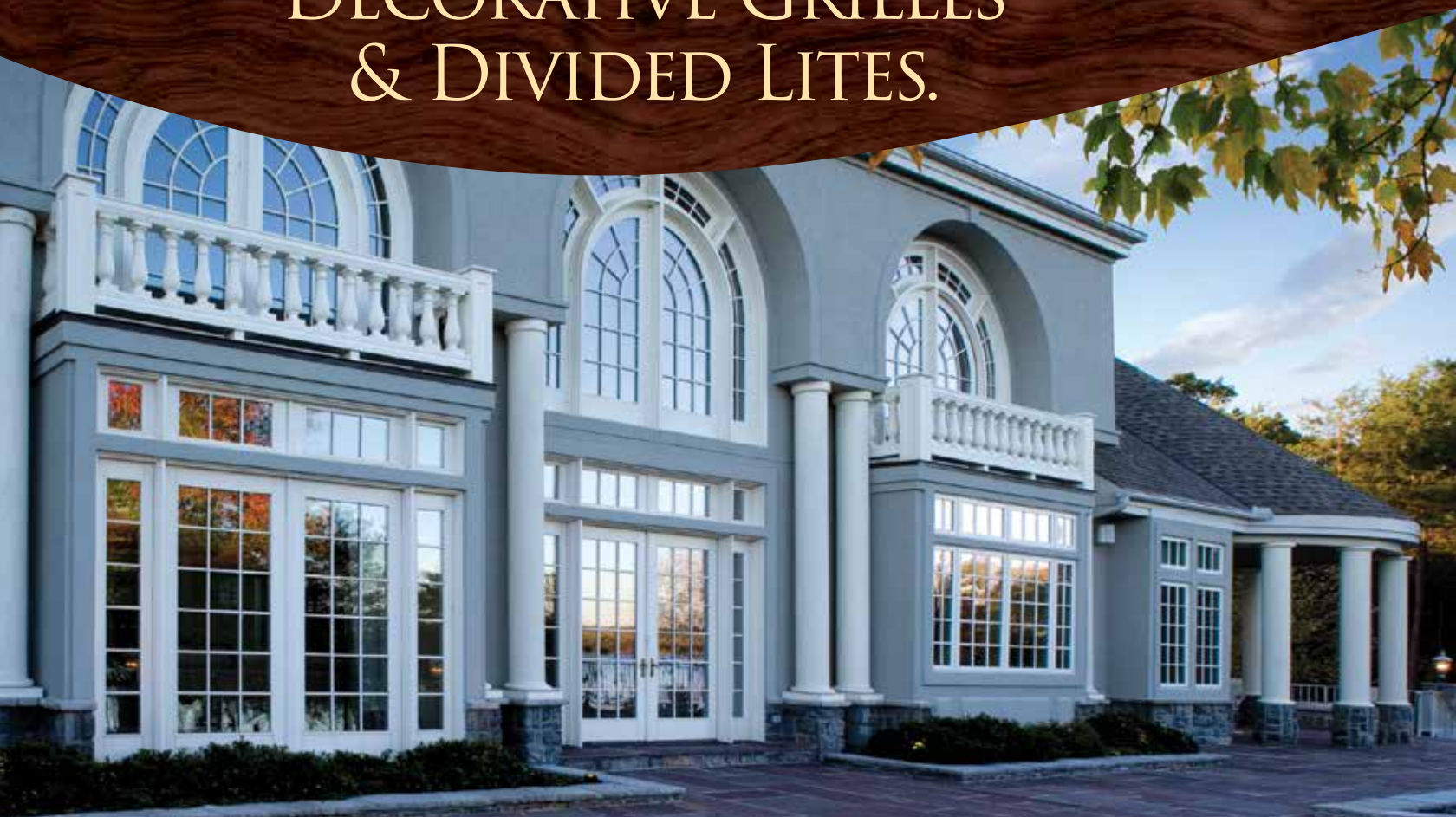
Toffee

Ultra Coat

White

Black

DECORATIVE GRILLES & DIVIDED LITES.



With FeelSafe windows, you'll love the craftsmanship as much as the view. To enhance your decor, Sierra Pacific offers three ways to achieve the classic appeal of traditional divided lites without the classic energy loss and cleaning headaches caused by individual panes of glass.

You can choose removable wood grilles that fit on the interior glass, grilles in the airspace, and our own Sierra Pacific divided lite—the updated, energy efficient version of the original.

SIMULATED DIVIDED LITE

Our simulated divided lites give you the classic appeal of traditional true divided lites, but without the energy loss caused by individual glass panes. Extruded aluminum outside, natural wood inside, and optional spacers between the glass.



REMOVABLE WOOD GRILLE

Our removable wood grille is the affordable, convenient alternative to divided lites. Simply pop out the grille, wash the window, and pop it back in. Available as full surround in select pine or optional wood species.



GRILLES BETWEEN THE GLASS

This is the easiest way to achieve the divided lite look. We actually seal the grille between the panes of glass. So you get the visual appeal you want without the grille ever getting in your way.




Grilles between the glass come in your choice of profiles: 11/16" or 1" contour or 5/8" flat. Two-tone grilles also available.

CLASSIC APPEAL, MODERN EASE.

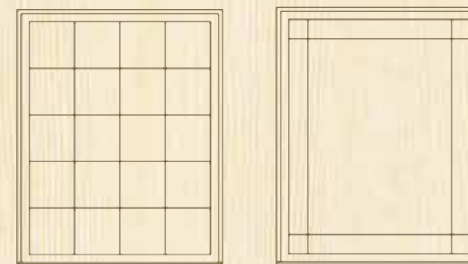
Sierra Pacific offers two ways to achieve the classic appeal of traditional divided lights. Our newly expanded selection of simulated divided light profiles, with optional aluminum spacers between the glass, and our grilles between the glass, giving you the visual appeal you want without the grille ever getting in your way.

SIMULATED DIVIDED LITE PROFILES



GRILLE CONFIGURATIONS.

Your grilles can be as traditional or as unique as you choose. Our standard configurations include Equal and Prairie. But with our custom configurations, we're ready to transform your inspiration into reality.



Equal

Prairie



WINDOWS & PATIO DOORS THAT MEET THE TEST OF TIME.



FeelSafe Casement
and Push Out Casement



FeelSafe Single Hung
& Double Hung



FeelSafe Geometric
Shapes, Transoms



FeelSafe Awning



FeelSafe Outswing Patio Doors



FeelSafe Sliding Patio Doors



FeelSafe Bi-Fold Patio Doors



Photo courtesy of Phil Kean Designs.

Don't settle for something ordinary. Look for ways to turn your windows into dramatic design elements.

FeelSafe products come in a wide assortment of sizes—including extra large units with some of the highest DP ratings—so you're limited only by your imagination.

Start with one simple window, add more windows or a patio door, inject a little inspiration, adjust the sizes and shapes to give the room more impact, and congratulations. You've just created a truly custom window design.

Full Product Specifications on page 38-41.

CASEMENT WINDOWS

For top-to-bottom unobstructed views and beautiful styling, you can't beat our casement windows. FeelSafe casements swing open a full 90 degrees for wide-open ventilation and easy cleaning. They come with our sleek, Encore handle that folds out when you need it, but tucks out of the way of window treatments.

The clean lines and smooth operation of Sierra Pacific casement windows have made them a favorite across the country. But for the ultimate in coastal performance, FeelSafe casements come with nothing less than corrosion-resistant, 300 series stainless steel operators and dual arms. It's not an option, it's standard equipment.



Arched Casement



FEELSAFE PUSH OUT CASEMENT

Our charming push out is available with the security of FeelSafe glass. Just turn the lever and give it a gentle push. Stainless steel friction hinges hold it in place. Choose from two screen options—a historical hinged version, or our advanced, disappearing roll down screen.




Can withstand zone IV hurricane-force winds with an impressive structural performance rating of PG 65 (+65/-70) for a 3-0 x 6-0 or a PG 65 (+65/-85) for a 3-0 x 5-0 unit size.

Corrosion-resistant, 300 series stainless steel hardware.

ASA wrapped sash so wood isn't exposed to exterior elements.

Wood sash, rails, stops and interior trim. Jambes laminated, solid wood optional.

Multiple point locks.




Standard screen.



Optional wood-wrapped screen.

Encore folding handle.



AWNING WINDOWS

Awning windows are a great choice when you want the fresh air of an open window even if it's raining. FeelSafe awning windows are commonly used alone or combined underneath a large picture window to provide ventilation.

Like all our products, FeelSafe awning windows are custom made, by hand, to your exact specifications. We think you'll notice the difference in how beautiful they look and how flawlessly they perform.



Can withstand hurricane-force winds with an impressive structural performance rating of PG 65 (+65/-70) for a 4-0 x 3-0 unit size.

Corrosion-resistant, 300 series stainless steel hardware.

Wood sash, rails, stops and interior trim. Jambes laminated, solid wood optional.

Multiple point locks with scissor operating hardware.

ASA wrapped sash so wood isn't exposed to exterior elements.



Standard screen.



Optional wood-wrapped screen.

Encore folding handle



SINGLE & DOUBLE HUNG WINDOWS

Our single & double hung windows are a thing of beauty. With no unsightly plastic jamb liners, they frame any view with elegant, natural, all-wood beauty. You'll note a superb attention to detail and fine craftsmanship. Yet their structural performance is so exceptional, they surpass the toughest coastal building codes, and are well suited for light commercial projects.



One-piece bottom rail.

Concealed block and tackle or heavy duty K-Series spiral balance systems for a natural, all-wood interior free of unsightly plastic jamb liners. Making this the perfect window for historic renovation projects or the true perfectionist.

Interlocking mechanism provides an extra tight bond between the sash and sill when closed.

Can withstand zone IV hurricane-force winds with an impressive structural performance rating of PG 65 (+65/-85) in a 42 x 77 unit size and PG 60 (+60/-60) in a 48 x 100 single hung.

Side load removable bottom sash for easy removal and convenient cleaning.

Dual surface-mounted classic styled locks draw sash tight against weatherstrip.

Other Single Hung Styles



Arched



Springline



Oil-Rubbed Bronze-FB



Nickel Bronze



Antique Brass



Burnished Brass



Matte Black



White

Optional sash lift




GEOMETRIC SHAPES, TRANSOMS & DIRECT SETS

Give your home an arched expanse of glass reaching to the ceiling. Or transoms stretching from wall to wall above a bank of patio doors. Or a simple, elegant round portal providing a midnight entrance for moonlight. Every special home deserves special windows like these.

Fortunately, FeelSafe windows give you all these options, plus provide proven protection from hurricanes and intruders. Unlike ugly shutter systems, FeelSafe's protection is always there—even when you're not.



SPECIAL SHAPES



CUSTOM SHAPES



Can withstand zone IV hurricane-force winds with an impressive structural performance rating of PG 65 (+65/-85) for a 5-0 x 8-0 unit size.

Blocks 99% of UV rays.

Available in non-radius or radius shapes.

Wood stops and interior trim. Jambs laminated, solid wood optional.

Extra heavy-duty .05" thick extruded aluminum structural nailing fin standard.

Available in extra large sizes.

Available in a direct set (glass set directly into frame).

Transoms available in rectangles only.



BI-FOLD DOORS



©Kimberly Gavin Photography

In coastal areas there's often a balancing act between embracing the view and building with strength to overcome storms, so you'll be very glad to hear about another Sierra Pacific first. Our new FeelSafe bi-fold doors are the first true aluminum clad exterior/wood interior bi-fold doors on the market that meet Zone IV/HVHZ requirements.

Now you can turn your walls into a beautiful, moveable view that's also rated for zone IV hurricane force winds, thanks to FeelSafe impact resistant glass and surprising strength in a mere 2.25" thick panel. Welcome to another worry-free way to enjoy your magnificent views.



ye-h photography | Prentiss + Balance + Wickline Architects



ye-h photography | Prentiss + Balance + Wickline Architects

FeelSafe laminated insulated glass constructed on the outside for maximum protection.

5-point locking system is standard on access panels.

Create expansive openings up to 10 ft. tall and 24 ft. wide.

Industry-leading AAMA 2604 or 2605 powder-coated finish in unprecedented number of colors and textures.

Panels stack perpendicular to the wall to optimize space.

Thick, low-maintenance aluminum clad exterior.

The first true aluminum clad exterior/wood interior bi-fold door that meets zone IV/HVHZ requirements with the thinnest panel on the market today, just 2-1/4" thick.

Numerous outswing configurations up to 8 panels wide.

Surface mounted flush bolts standard.

E4 hardware for extreme strength.



Passage Door Hardware Options.



Satin Nickel PVD Antique Brass Bright Brass Brushed Chrome Polished Chrome Oil-Rubbed Bronze FB+ Matte Black White

OUTSWING PATIO DOOR

As you can imagine, a patio door needs lots of extra engineering and structural reinforcement to outlive hurricane-force winds and flying debris. That's definitely true of FeelSafe patio doors.

Despite their stylish good looks and effortless operation, our swinging patio doors are built to take it. They swing out—not in—for optimum protection from high winds. They feature an upgraded European 5-point locking system for maximum security, plus chemically bonded joints and stainless steel hinges and strike plates.



Five-point locking lever (standard)

Can withstand hurricane-force winds with an impressive structural performance rating of PG 65 (+65/-70) for a two-wide or PG 60 (+60/-60) for three- and four-wide mull configurations.

Unique 1/4" plate mull option provides the appearance of a seamless direct mull to transoms and sidelites.



Approved for combinations up to 12-0 width x 8-3 height.

Semi-active operation comes standard with manual lever shoot bolts.



Outswing butt hinge (standard)



SLIDING PATIO DOORS

Our FeelSafe sliding patio door has been re-engineered and redesigned to make it the best, most beautiful French slider on the market. The all-natural, all-wood interior is visually free of any man-made components—to satisfy even a true perfectionist. Compared to an inswing patio door, a slider is a great space-saving option.



Smooth as silk operation thanks to standard tandem stainless steel ball bearing rollers and fully adjustable design.



French style is standard with extra wide stiles and 7-1/2" bottom rail.

2-point locking hardware for maximum security.

Available in 3-wide continuous sill widths.

Can withstand hurricane-force winds with an impressive structural performance rating of PG 55 (+55/-55) up to a 3-wide 12-0 x 8-0.

Satin Nickel FeelSafe patio door handles feature a special PVD coastal finish to keep their good looks.




Optional Footbolt

LIGHT COMMERCIAL WAS NEVER SO BEAUTIFUL.

Our light commercial products offer a combination of historic styling and contemporary engineering. They frame any view with sleek, natural, all-wood beauty.

Whether your next project is new construction, renovation or remodeling, you'll find what you're looking for in the Sierra Pacific lineup. If not, we'll gladly custom build to your exact specifications.

Of course, our Architectural Services Group will do whatever it takes to help make your project a success.



ARCHITECTURAL SERVICES GROUP

Every commercial construction job presents unique and diverse challenges. Our Architectural Services Group can be a valuable resource in ensuring your project's success, and our national network of Architectural Consultants can team up directly with you from design to specification.

Our approach is personal and solutions-driven, working with you to present custom options and consult on shop drawings and CAD plans.

The center photos and bottom right photo courtesy of JRA Architects, Louisville, KY.

CASEMENT SPECIFICATIONS

CONSTRUCTION

High-strength, shatter-resistant, laminated glass—insulated or non-insulated. Structural sealant. Extruded aluminum clad exterior. Natural pine interior (standard). Prime, paint or stain (optional). CoreGuard Plus™ wood treatment throughout. Structural nailing fin standard for superior installation and reduced racking problems. Basic jamb width 4-9/16". Upgraded, extra security sash angle brackets (standard). Additional lock/keeper and snubber on operators for extra strength. Longer, larger stainless steel screws in all hardware attachment points.

WEATHERPROOFING

Offset bulb weatherstrip on frame. Positive locking mechanism draws sash tight against weatherstrip. ASA cap with fin weatherstripping on sash.

OPERATION

Corrosion-resistant 300 series stainless steel gear operator and dual arms. Opens a full 90 degrees for ease of cleaning. Encore folding handle with geared operator for smooth operation. Contemporary DLX single lever sash lock. Concealed sliding nylon shoe hinges applied directly to sash for clean exterior. Adjustable stainless steel hinge track for maximum support.

OPTIONS

Decorative glazing: Non-reflective gray or blue. Bronze, gray, green or white.

Grilles: Removable wood grilles or simulated divided lite. Grilles in airspace are available only on units with insulated glass.

Screens: Aluminum frame with charcoal color fiberglass cloth (standard). Aluminum mesh (optional). Screen frame options include black, white, bronze, champagne, oil-rubbed bronze, brushed chrome, bright brass, coppertone, antique brass and wood-wrapped.

Hardware: Encore folding handle (standard) is available in 11 designer finishes.

Other options: Alternative interior wood species available. Structural nailing fin. Standard extension jambs available up to 7-3/8". Non-standard sizing to 1/16" available (contact your sales representative for size limitations). Extruded aluminum drip cap. Exterior aluminum brickmould applied. Factory mulling available.

AWNING SPECIFICATIONS

CONSTRUCTION

High-strength, shatter-resistant, laminated glass—insulated or non-insulated. Structural sealant. Extruded aluminum clad exterior. Natural pine interior (standard). Prime, paint or stain (optional). CoreGuard Plus™ wood treatment throughout. Structural nailing fin standard for superior installation and reduced racking problems. Basic jamb width 4-9/16". Additional sash snubber for extra strength. Longer, larger stainless steel screws in all hardware attachment points.

WEATHERPROOFING

Offset bulb weatherstrip on frame. Positive

locking mechanism draws sash tight against weatherstrip. ASA cap with fin weatherstripping on sash.

OPERATION

Corrosion-resistant 300 series stainless steel geared dual arm operator for the ultimate in coastal performance and smooth operation. Sleek, new Encore folding handle. Concealed sliding nylon shoe hinges applied directly to sash for clean exterior. Stainless steel hinge track located for maximum support. Guide bar operable system. Sash locks are standard.

OPTIONS

Decorative glazing: Non-reflective gray or blue. Bronze, gray, green or white.

Grilles: Removable wood grilles or simulated divided lite. Grilles in airspace are available only on units with insulated glass.

Screens: Aluminum frame with charcoal color fiberglass cloth (standard). Aluminum mesh (optional). Screen frame options include black, white, bronze, champagne, oil-rubbed bronze, brushed chrome, bright brass, coppertone, antique brass and wood-wrapped.

Hardware: Encore folding handle (standard) is available in 11 designer finishes.

Other options: Alternative interior wood species available. Structural nailing fin. Standard extension jambs available up to 7-3/8". Non-standard sizing to 1/16" available (contact your sales representative for size limitations). Extruded aluminum drip cap. Exterior aluminum brickmould applied. Factory mulling available.

SINGLE & DOUBLE HUNG SPECIFICATIONS

CONSTRUCTION

No unsightly jamb liners. High-strength, shatter-resistant, laminated glass—insulated or non-insulated. Structural sealant. Extruded aluminum clad exterior. Natural pine interior (standard). Prime, paint or stain (optional). CoreGuard Plus™ wood treatment throughout. Structural nailing fin standard for superior installation and reduced racking problems. Basic jamb width 4-9/16".

WEATHERPROOFING

Weatherstrip located on bottom rails, headjam, top checkrail and top and bottom stiles.

OPERATION

Side load removable bottom sash for convenient cleaning. Concealed block and tackle balance system for a natural, all-wood interior with no jamb liners available on double and single hung. Single hung available with K-Series spiral balance. Two surface-mounted locks draw sash against weatherstrip.

OPTIONS

Decorative glazing: Non-reflective gray or blue. Bronze, gray, green or white.

Grilles: Removable wood grilles or simulated divided lite. Grilles in airspace are available only on units with insulated glass.

Screens: Half or full screen. Aluminum frame is painted to match exterior cladding. Charcoal color fiberglass cloth (standard). Aluminum mesh (optional).

Hardware: Classic styled sash locks available in five finishes. Sash lift handle optional.

Other options: Alternative interior wood species available. Structural nailing fin. Standard extension jambs available up to 7-3/8". Non-standard sizing to 1/16" available (contact your sales representative for size limitations). Extruded aluminum drip cap. Exterior aluminum brickmould applied. Factory mulling available.

GEOMETRIC SHAPES, TRANSOMS & DIRECT SETS SPECIFICATIONS

CONSTRUCTION

High-strength, shatter-resistant, laminated glass—insulated or non-insulated. Structural sealant. Extruded aluminum clad exterior.

Natural pine interior (standard). Prime, paint or stain (optional). CoreGuard Plus™ wood treatment throughout. Structural nailing fin standard for superior installation and reduced racking problems. Basic jamb width is 4-9/16". For shapes above sliding patio doors, the basic jamb width is 5".

DIRECT SET

Glass set directly into frame. Available in angular and radius shapes.

SASH and FRAME

Fixed sash installed in a frame or jamb. Available in rectangles only.

OPTIONS

Decorative glazing: Non-reflective gray or blue. Bronze, gray, green or white.

Grilles: Removable wood grilles or simulated divided lite. Grilles in airspace are available only on units with insulated glass.

Other options: Alternative interior wood species available. Structural nailing fin. Standard extension jambs available up to 7-3/8". Non-standard sizing to 1/16" available (contact your sales representative for size limitations). Extruded aluminum drip cap. Exterior aluminum brickmould applied. Factory mulling available.

Although designed and tested to withstand high winds and flying debris, FeelSafe windows and patio doors are not hurricane-proof. This product has been tested to withstand positive and negative pressures in accordance with Dade County, Florida protocol and other coastal specifications. FeelSafe windows help preserve the building envelope. However, conditions may exist where this envelope could be breached.



ye-h photography | Prentiss + Balance + Wickline Architects



OUTSWING PATIO DOOR SPECIFICATIONS

CONSTRUCTION

High-strength, shatter-resistant, laminated glass-insulated or non-insulated. Structural sealant. Extruded aluminum clad exterior. Natural pine interior (standard). Prime, paint or stain (optional). CoreGuard Plus™ wood treatment throughout. Structural nailing fin standard for superior installation and reduced racking problems. Structural reinforcement at

top and bottom of door panels. Stainless steel reinforcement strike plates at top and bottom of frames. Chemically bonded stile and rail joints. Upgraded, beefy astragal. A 7-1/2" bottom rail standard on all heights. Dark bronze aluminum sill with oak threshold. Sash profile width 4-1/2". Basic jamb width is 4-9/16".

OPERATION

Available as single or dual outswing. 300 series stainless butt hinges. Mortised lock and keyed deadbolt with 2-3/8" backset. 5-point locking system.

OPTIONS

Decorative glazing: Non-reflective gray or blue. Bronze, gray, green or white.
Grilles: Removable wood grilles or simulated divided lite. Grilles in airspace are available only on units with insulated glass.
Hardware: Five-point locking lever. Available in six finish options.
Other options: Available in single or double continuous sill width. Three- and four-wide mulls available. Alternative interior wood species available. Structural nailing fin. Standard extension jambs available up to 7-3/8". Extruded aluminum drip cap. Exterior aluminum brickmould applied. Factory mulling available.

SLIDING PATIO DOOR SPECIFICATIONS

CONSTRUCTION

High-strength, shatter-resistant, laminated glass-insulated or non-insulated. Structural sealant. Extruded aluminum clad exterior. Natural pine interior (standard). Prime, paint or stain (optional). CoreGuard Plus™ wood treatment throughout. Structural nailing fin standard for superior installation and reduced racking problems. Aluminum interior interlock. Exterior meeting stile reinforcement. Stainless steel snubber and keeper. A 7-1/2" bottom rail

standard on all heights. Pultruded fiberglass sill design. Basic jamb width is 4-9/16".

WEATHERPROOFING

Weatherstrip system at meeting and lock stiles, top and bottom including taller sill stop.

OPERATION

Tandem stainless steel ball bearing rollers standard, fully adjustable for a tight seal and easy operation. Two-point locking hardware.

OPTIONS

Operation: Available as French sliding door with wider stiles and rails only including reinforced meeting stiles and interlocking system.

Grilles: Removable wood grilles or simulated divided lite. Grilles in airspace are available only on units with insulated glass.
Screens: Aluminum frame is painted to match exterior cladding. Charcoal color fiberglass cloth (standard). Aluminum mesh (optional).
Hardware: Handle available in Satin Nickel PVD finish or seven other designer finishes. Optional security footbolt available in matching finish.
Other options: Available in three- and two-wide continuous sill widths. Alternative interior wood species available. Structural nailing fin. Standard extension jambs available up to 7-3/8". Extruded aluminum drip cap. Exterior aluminum brickmould applied. Factory mulling available.



BI-FOLD DOOR SPECIFICATIONS

CONSTRUCTION

High-strength, shatter-resistant, laminated glass-insulated. Meets HVHZ Zone IV requirements. Structural sealants. Extra heavy-duty 0.070" extruded aluminum clad exterior. Natural pine interior (standard). Prime, paint or stain (optional). CoreGuard Plus™ wood treatment throughout. Integral aluminum nailing fin standard for superior installation and reduced racking problems. The toughest of hardware, E4. 2-1/4" thick panel. 5-point locking system on access panels. Surface mounted flush bolts standard. Stiles are 4-1/2", bottom rail 9-1/2", top rail 4-1/2". Bronze anodized extruded aluminum sill with oak or Douglas fir threshold. Basic jamb width 6-9/16".

CONFIGURATIONS

Many outswing configuration options up to 10' tall and 24' wide and 8-panels.

WEATHERSTRIPPING

Door units are manufactured with vinyl covered foam weatherstrip inserted in frame and sill providing perimeter seal. Vinyl-coated weatherstrip is also placed between panel pairs.

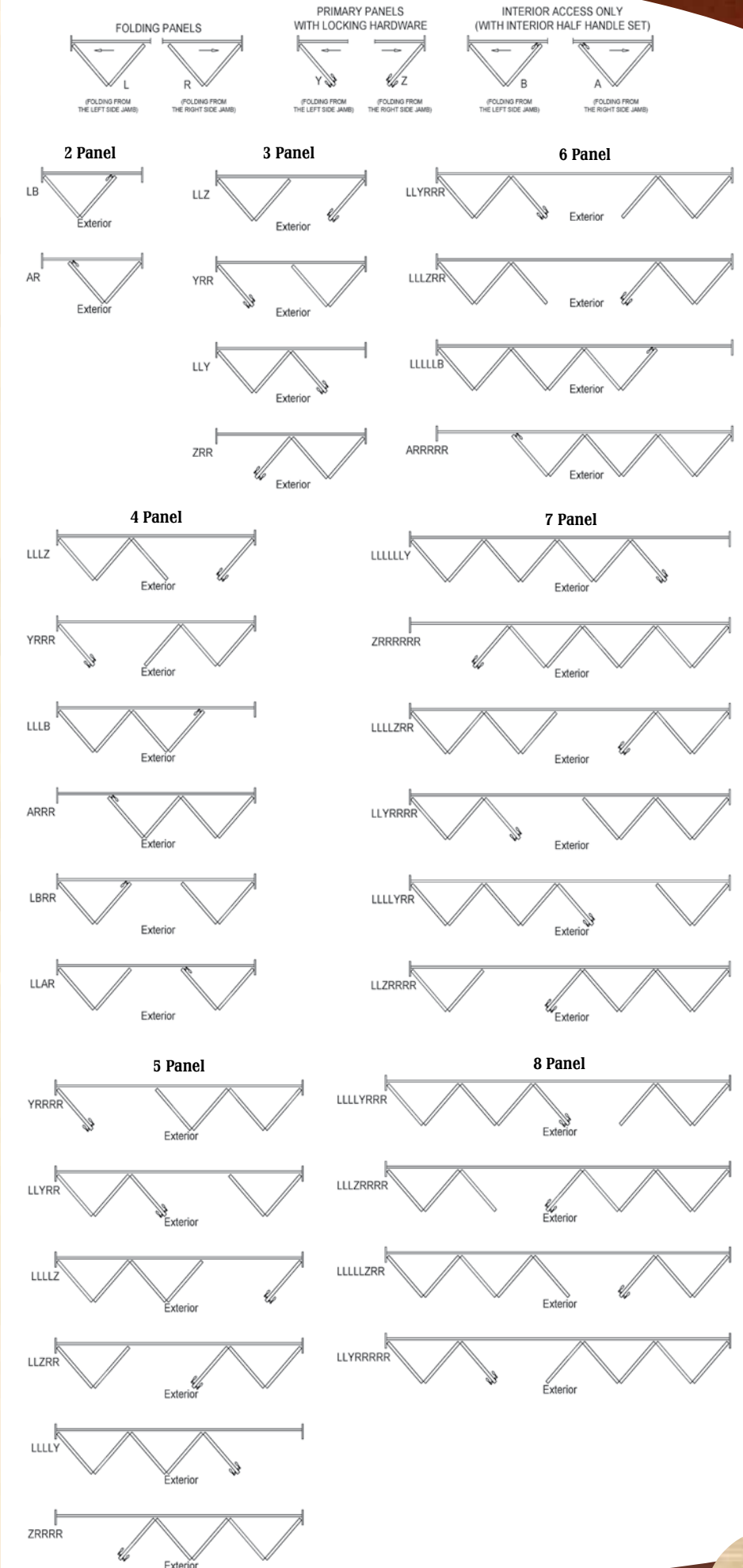
OPERATION


Heavy-duty hardware system operates with an upper carrier set that rolls in an extruded aluminum head track and additional guide tracks in sill. Jamb panels are attached with top and bottom pivots. Hinges in Oil Rubbed Bronze-FB or Stainless Steel connect each panel. Intermediate handles to assist with opening and closing of panels included. Flush bolts are used on top and bottom to secure folding panels. Multi-point locking hardware included on primary swing doors.

OPTIONS

Decorative Glazing: Bronze, gray, green or white.
Grilles: Removable wood grilles or simulated divided lite. Grilles in airspace are available only on units with insulated glass.
Screens: No screens available.
Hardware: Operating handles available in multiple finishes: Satin Nickel PVD, Bright Brass, White, Brushed Chrome, Oil Rubbed Bronze-FB, Polished Chrome, Matte Black, Antique Brass.
Other Options: Alternative wood species available. Optional jamb depths up to 8-1/8".

Operation viewed from the exterior.





A COMPANY WITH DEEP ROOTS.

FeelSafe technical sheets

Sierra Pacific Windows is a division of Sierra Pacific Industries, the largest millwork producer and one of the largest lumber companies in the U.S. Sierra Pacific Industries owns and sustainably manages 1.9 million acres of timberland in California and Washington state.



OUR 1,900,000-ACRE MANUFACTURING PLANT.



Photographer: Mark Lathrop, Sierra Pacific Industries.
Taken on Sierra Pacific land south of the Trinity Alps Wilderness, Trinity County, California.

Sierra Pacific Industries manages more than 1.9 million acres of timberland. We're the largest millwork producer in the U.S. and one of the largest lumber companies.

But our size is only a small part of our story.

We plant 7 million new trees every single year. So 100 years from now, our forests will have more trees—and bigger trees—than today.

Sierra Pacific is the only window company that maintains continuous quality control from the moment our tree seedlings are planted until our beautiful windows are produced, approved and delivered to you.

Upgrade your homes with Sierra Pacific Windows. Talk to your local Architectural Consultant or sales representative about which of our product solutions will work best for your next project.



SIERRA PACIFIC

WINDOWS THAT
NEVER COMPROMISE

SierraPacificWindows.com | P.O. Box 8489, Red Bluff, CA 96080 | 800-824-7744 | A Division of



We reserve the right to change product specifications without notice. Photography used may not represent current product features and options. Although designed and tested to withstand high winds and flying debris, FeelSafe windows and patio doors are not hurricane-proof. This product has been tested to withstand positive and negative pressures in accordance with Dade County, Florida protocol and other coastal specifications. FeelSafe windows help preserve the building envelope. However, conditions may exist where this envelope could be breached. Sierra Pacific windows and doors are successful thanks in part to our unique patents. Visit spi-ind.com/ip to learn more.